

SD Series

Standard Duty Cylindrical Lock Grade 2



Specifications

FOR DOORS:	• 1-3/8" to 1-3/4" thick • Preset for 1-3/4" door
APPLICATION:	• Through door thru-bolting • Fits standard 160 and 161 Door prep • Thru-Bolts are removable
BACKSET:	• 2-3/4" standard • 2-3/8", 3-3/4", 5" optional
CHASSIS:	• Heavy-gauge cold rolled steel mechanism • Dichromated for corrosion resistance
FRONT:	• 2-1/4" x 1-1/8" or 2-1/4" x 1" • Beveled 1/8" on 2" • Stainless Steel or Wrought Brass
STRIKE:	• ASA standard • T-Strike or Full Lip Strike optional • Stainless Steel or Wrought Brass
LEVERS:	• Philadelphia (SFL and LFL), Boston (SFL), Miami (SFL), Memphis (SFL), Orlando (SFL)
ROSE:	• 3-3/8" DIA Wrought
LATCHBOLT:	• 1/2" Throw
HAND:	• Non-handed (Except Memphis)
TRIM:	• Solid diecast PHL, BSN, MIA, MEM and ORL Levers • Wrought Brass Roses • Concealed Screws
KEYS:	• Two (2) per Lock
KEYWAYS:	• SCC standard (Schlage C Compatible) • Also available in keyways of other manufacturers
INTERCHANGEABLE CORE:	• 6 or 7-pin • Compatible with Best, Falcon & Arrow. Not available with Memphis lever. • Large Format IC Core available for PHL Lever ONLY
CYLINDER:	• 6-pin Brass Insert Cylinder keyed to 5-pins • Standard High Security and UL437 Cylinders Available
KEYING:	• Options: MK, CMK or GMK / Zero Bitted (KO), Keyed Different (KD) or Keyed Alike (KA) • Can be keyed into existing master key systems
FINISHES:	• 605 (US3), 606 (US4), 613E, 622 (19D), 626 (US26D)
CERTIFICATIONS, LISTINGS, COMPLIANCES:	• UL listed for 3 hrs, for single doors up to 4'0" x 8'0" • Certified to ANSI/BHMA A156.2 Grade 2 • Complies with ADA (Americans with Disabilities Act) and ICC/ANSI 117.1 for Accessible and Usable Buildings • TAA compliant. Country of origin: KR
WARRANTY:	• Five (5) year Limited Warranty

‡ Available with antimicrobial coating, technology that is known to inhibit the growth of microbes.

Finishes

Architectural



605 (US3)
Bright Brass



606 (US4)
Satin Brass



613E
Dark Oxidized Satin
Bronze (Equivalent)



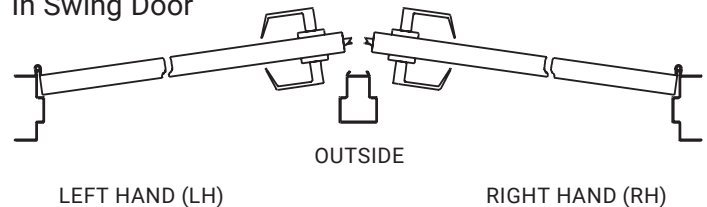
622 (US19)
Flat Black



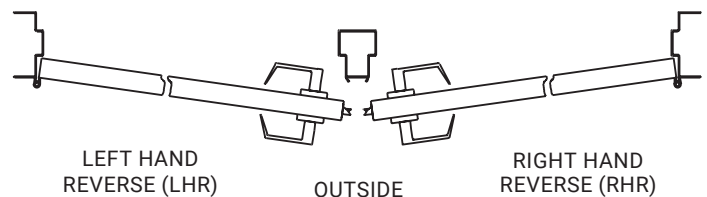
626 (US26D)
Satin Chromium

Handing

In Swing Door



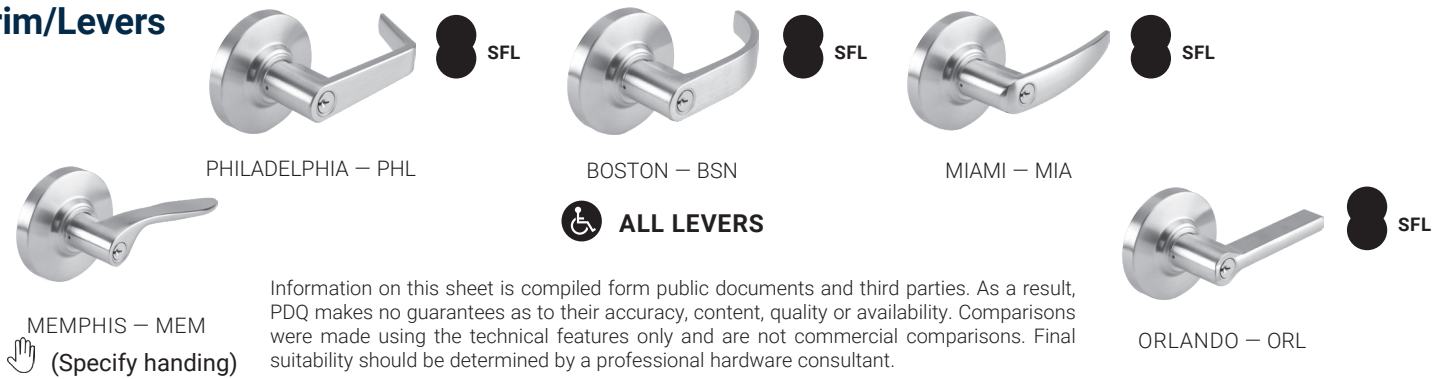
Out Swing Door



Cross Reference

ANSI # / FUNCTION	PDQ	ARROW	DORMA	FALCON	HAGER	SARGENT	ACCENTRA
F75 PASSAGE	SD 126	RL01	C510	W101	2510	6U15	4601LN
F76 PRIVACY	SD 176	RL02	C540	W301	2540	6U65	4602LN
F109 ENTRANCE	SD 116	RL11	C553	W511	2553	65G37	4607LN
F84 CLASSROOM	SD 148	RL17	C570	W561	2570	6G37	4608LN
F86 STORE ROOM	SD 115	RL12	C580	W581	2580	6G04	4605LN
SINGLE DUMMY	SD 211	RL08	C501	W12	2517	6U93	4655LN

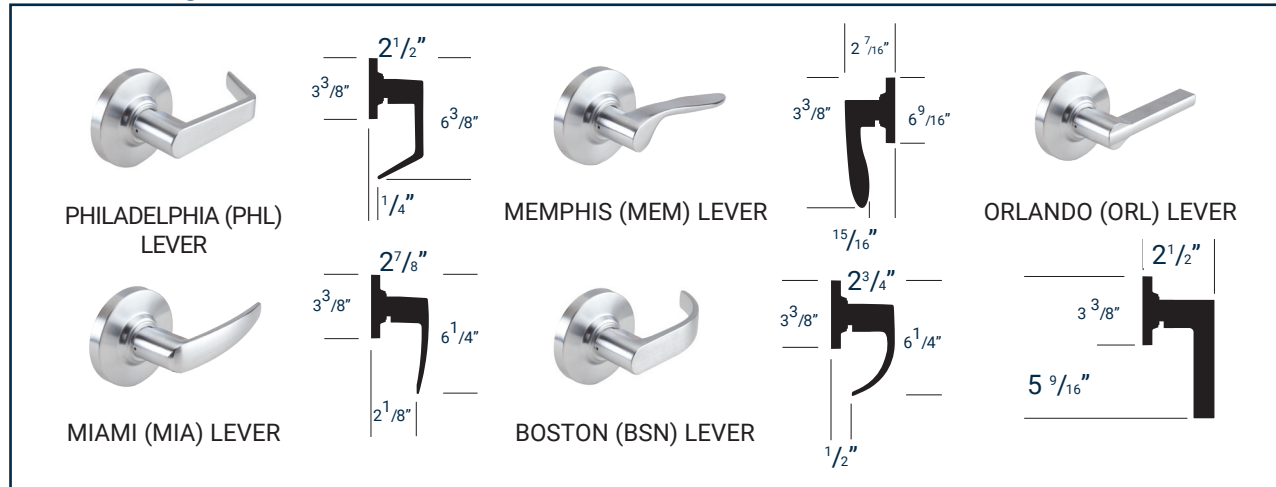
Trim/Levers






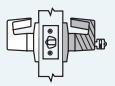
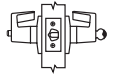
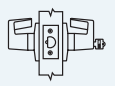
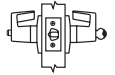

How To Order

QUANTITY	SERIES	FUNCTION	LEVER	FINISH	BACKSET	STRIKE	CYLINDER	KEYWAY	KEYING	OPTION
10	SD	116	PHL	626	234	ASA	D	SCC	KD	—
			BSN	605	234 – 2-3/4"	ASA – ANSI/ASA (default)	D Default			SF – Split Finishes
			MIA	606	238 – 2-3/8"	FL – Full Lip	L Less Cylinder			DB – Dust Box
			PHL	613E	334 – 3-3/4"	T – "T" Strike	SF6 Lock is SFIC prepped w/ 6 pin core			
			MEM	622	5 – 5"		SF7 Lock is SFIC prepped w/ 7 pin core			
			ORL	626			SFL Lock is SFIC prepped but less core			
							SFC Lock is SFIC prepped w/ construction core			
							SFP Lock is SFIC prepped w/ plastic construction core			

Lever Designs



PDQ Functions

FUNCTION	FUNCTION NUMBER	INSIDE OUTSIDE	DESCRIPTION	ANSI NUMBER
NON KEYED				
Communicating	SD125		<ul style="list-style-type: none"> Latchbolt operated by inside lever Blank plate outside Minimum clearance of 1-1/2" between doors Deadlocking (guarded) latchbolt 	—
Passage	SD126		<ul style="list-style-type: none"> Latchbolt operated by lever from either side at all times 	F75
Privacy Bedroom Bathroom	SD176		<ul style="list-style-type: none"> Latchbolt operated by lever from either side or emergency release in outside lever Outside lever locked by push button on inside Outside lever unlocked by emergency release from outside, rotating inside lever, or closing door 	F76
KEYED				
Storeroom	SD115		<ul style="list-style-type: none"> Latchbolt operated from outside by key, inside by lever Outside lever always fixed Inside lever always free Deadlocking (guarded) latchbolt 	F86
Entrance	SD116		<ul style="list-style-type: none"> Latchbolt operated by lever from either side or key in outside lever Outside lever locked by push/turn button on inside When outside lever is locked by push button on inside – key from outside, or rotating inside lever unlocks outside lever When outside lever is locked by pushing and turning the button on the inside, key from outside or rotating inside lever retracts latch but does not unlock outside lever Deadlocking (guarded) latchbolt 	F109
Classroom	SD148		<ul style="list-style-type: none"> Latchbolt operated by lever from either side Outside lever locked or unlocked by key from outside Inside lever always operates latch Deadlocking (guarded) latchbolt 	F84
Entry	SD182		<ul style="list-style-type: none"> Latchbolt operated by lever from either side or key in outside lever Outside lever locked by push button on inside Outside lever unlocked by key from outside, and rotating inside lever 	F82
DUMMY				
Single Dummy	SD211		<ul style="list-style-type: none"> Pull lever one side No mechanical operation 	—



INDICATES RIGID LEVER

Cylinders/Cores/Keyways

PDQ cylinders and cores are designed to interface with the keyways of most major lock manufacturers. Insert cylinders are designed to accept 6 pins and are combined for 5 pins. These cylinders are shipped with two keys. Interchangeable core cylinders are available combined or uncombined for 6 and 7 pins and must be specified when ordering. Available in two finishes—606 (US4) and 626 (US26D); specify when ordering separately.








Key in Knob/Lever Cylinder
(Default)






Small Format Interchangeable Core.

Cylinders & Cores

DESCRIPTION	PINS	FINISHES	
		606	626
 Conventional Key In Knob/Lever Cylinder	6 Pin	V4802-8	V4802-7
 Small Format, Best® Compatible - Uncombined	6 Pin 7 Pin	I5206 -8 I5207-8	I5206 -7 I5207-7
 Small Format, Best® Compatible - Combined	6 Pin 7 Pin	I5206-1-8 I5207-1-8	I5206-1 -7 I5207-1 -7
 Large Format, Schlage® Compatible - Uncombined	6 Pin	I5206-816	I5206-716
 Large Format, Schlage® Compatible - Combined	6 Pin	I5206-8116	I5206-7116

NOTE: Part Numbers Listed For Default Keyway. For Other Keyways, See Price List.

High Security Cylinders & Cores

DESCRIPTION	PINS	FINISHES	
		606	626
 Key in Knob/Lever Cylinder Key in Knob/Lever Cylinder - UL437	6 Pin 6 Pin	HSC125-8 HSC425-8	HSC125-7 HSC425-7
 Small Format, Best® Compatible - Combined Small Format, Best® Compatible - Combined	6 Pin 7 Pin	HSC806-8 HSC807-8	HSC806-7 HSC807-7
 Large Format, Schlage® Compatible - Combined	6 Pin	HSC906-8	HSC906-7

Keyways

CONVENTIONAL CYLINDER		SMALL FORMAT INTERCHANGEABLE CORE	
KEYWAY	PDQ KEYWAY DESIGNATOR	KEYWAY (BEST COMPATIBLE)	PDQ KEYWAY DESIGNATOR
Schlage C (Default)	SCC	BEST A (Default), B, C, D, E, F, G, H, J, K, L, M, Q, R, WA, WB, WG, WH, TB, TD, TE, R	A (Default), B, C, D, E, F, G, H, J, K, L, M, Q, R, WA, WB, WG, WH, TB, TD, TE, R
PDQ Restricted	TA		
Arrow AR1	ARA		
Corbin 59A1	CO59A1		
Corbin 60	CO6		
Corbin L4	CL4	PDQ Exclusive	PDQ1
Ruswin D1	RUD		PDQ2
Ruswin 981	RUD981	PDQ Exclusive and Restricted	PDQ3
Schlage E	SCE		
Schlage C	SCC		
Schlage C-K	SCC-K		
Sargent LA	SAL		
Sargent RA-RC	RA-RC		
Accentra (Yale) E1R	YA8		
Accentra (Yale) GA	GA		
Falcon E-R	FAL		
Kwikset	KW		

Keying

DESCRIPTION	PDQ KEYING DESIGNATOR
Keyed Different (Default)	KD
Keyed Alike	KA
"O" Zero Bitted	KO
Master Keyed	MK
Construction Master Keyed	CMK
Grand Master Keyed	GMK

Suggested Architectural Specifications

Lockset will be SD series from PDQ Industries, Inc., Leola, Pennsylvania. Lock will feature a five-year manufacturer's limited warranty. and be U.L./U.L.C. listed and certified to ANSI/BHMA A156.2-2003, Series 4000, Grade 2. Listed by UL / ULC for ratings of "A" label (3 hours) and less, UL10C/UBC 7-2 (1997) positive pressure, for single doors up to 4'0" x 8'0". Lock shall fit type 160 or 161 door preparation.

Lockset to be fully adjustable for 1-3/8" to 1-3/4" door thickness. Lock will accommodate keyways of major manufacturers. Lockset fasteners to be concealed with through-the-door through-bolt attachment outside the 2-1/8" door preparation. Through-bolts to be removable, if desired, to use only the 2-1/8" door preparation.



SECURING CONFIDENCE OPENING POSSIBILITIES

Phone: 717.656.4281

Tech Support: 800.441.9692

Email: help@pdqlocks.com

Headquarters: 2230 Embassy Drive, Lancaster, PA
17603 P.O Box 6426, Lancaster, PA 17607

Regional Distribution Centers: Lancaster, PA | Norcross,
GA | Auburn, WA

Middle East Manufacturing: Dammam, Kingdom of
Saudi Arabia