



[pdqlocks.com](http://pdqlocks.com)

# MR Series

## Mortise Locks Grade 1

# MR Series Mortise Locks Grade 1

## Table of Contents


---

What Makes a Great Lock.....	<b>3-4</b>
Product Specifications .....	<b>5</b>
Functions .....	<b>6-10</b>
Indicators .....	<b>11</b>
Cross Reference Tables .....	<b>12</b>
F Series Trim .....	<b>13-14</b>
J Series Trim .....	<b>15-20</b>
Electrified Locking/Unlocking (Fail Secure/ Fail Safe) .....	<b>21</b>
Request To Exit, Latch Bolt Monitoring, Electrical Strikes, Power Supplies .....	<b>22-23</b>
Power Transfer Hinges .....	<b>24</b>
Keyed Switches .....	<b>25</b>
Cylinders, Cores, Keyways .....	<b>26</b>
Strikes, Additional Options, Handing .....	<b>27-28</b>
MJ Series Mortise Deadbolts .....	<b>29-31</b>
Architectural Specifications .....	<b>32</b>

---

- US Patent #5,813,255
- Exceeds 12 Million Cycles (Over 12 times the ANSI/BHMA A156.13-2012 Security Grade 1 Standard)
- Less moving parts than any other Mortise Lock

## Operational and Security Grade 1



**1.** 12 ga. Heavy duty steel case

**2.** Single cam for all locking functions

**3.** Four compression springs.

**4.** Lock body designed for ANSI/BHMA 156.13 mortise lock door prep

**5.** Independent single retractor hub

**6.** Stainless steel deadbolt

**7.** Most functions accommodate field reversible handing

**8.** Stainless steel latchbolt and anti-friction

**9.** Stainless steel deadlatch

**10.** Stainless steel stop works

**11.** Stainless steel armor plate

### Three Escutcheon Designs



F SERIES



J SERIES



J WIDE SERIES

### Two Sectional Trim Designs (Specific to Series)



ROUND ROSE



OPTIONAL SQUARE ROSE

### Decorative Lever Collection (Specific to Series)



BOSTON



CHICAGO



DALLAS



HOUSTON



LOS ANGELES



MEMPHIS



MIAMI



ORLANDO



PHILADELPHIA



BALL KNOB

### Finish Options (Specific To Series)



605 (US3)  
Bright Brass,  
Clear Coated




606 (US4)  
Satin Brass,  
Clear Coated



612 (US10)  
Satin Bronze,  
Clear Coated



613E  
Dark Oxidized  
Satin Bronze  
(Equivalent)




622 (US19)  
Flat Black



626 (US26D)  
Satin Chromium  
Plated, No  
Coating



629 (US32)  
Bright Stainless  
Steel, No  
Coating



630 (US32D)  
Satin Stainless  
Steel, No  
Coating





F SERIES

J SERIES

J WIDE SERIES






## Specifications

<b>FOR DOORS:</b>	• 1-3/4" standard, 2"-3" thick doors available as special order
<b>BACKSET:</b>	• 2-3/4"
<b>CASE:</b>	• 12-gauge cold rolled steel mechanism • Dichromated for corrosion resistance • Features weakened spindle design to prevent case damage
<b>ARMOR FRONT:</b>	• Beveled 1/8" on 2" • 625 (US26) & 630 (US32D) use stainless steel as base material, all other finishes use stainless steel or brass as base material
<b>STRIKE:</b>	• Handed Curved Lip Strike • 625 (US26) & 630 (US32D) use stainless steel as base material, all other finishes use stainless steel or brass as base material
<b>LEVERS:</b>	• F Series Sectional/Escutcheon: Philadelphia, Boston, Miami • J Series Sectional/Escutcheon: Philadelphia, Boston, Miami, Chicago, Dallas, Houston, Los Angeles, Memphis, Orlando, Ball Knob
<b>LATCHBOLT:</b>	• 3/4" Throw • Investment Cast Stainless Steel • Anti-friction
<b>DEADBOLT:</b>	• 1" Throw • Investment Cast Stainless Steel
<b>HAND:</b>	• Most functions field reversible. Specify handing for Strikes, consult factory for details
<b>TRIM:</b>	• F trim - forged brass levers and escutcheons • Round and square rose available • J Trim - stainless steel sectional/escutcheon trim and levers, PHL, MEM, MIA and BSN are solid levers LAX, ORL, DAL and CHI are tube levers
<b>KEYS:</b>	• Two (2) per Lock
<b>KEYWAYS:</b>	• SCC standard (Schlage C Compatible) • Also available in keyways of other manufacturers
<b>INTERCHANGEABLE CORE:</b>	• 6 or 7-pin • Compatible with Best, Falcon & Arrow • Large Format IC Cores compatible with Schlage.
<b>CYLINDER:</b>	• 6 or 7-pin Brass Mortise Cylinder • Standard High Security and UL437 Cylinders Available
<b>KEYING:</b>	• Options: MK, CMK or GMK • Zero Bitted (KO), Keyed Different (KD) or Keyed Alike (KA) Can be keyed into existing master key systems
<b>FINISHES:</b>	• F Series Trim: 626 (US26D)
	• J Trim: 605 (US3), 606 (US4), 612 (US10), 613E, 622 (US19), 629 (US32), 630 (US32D)
	• Antimicrobial Coating available on 626 (US26D) & 630 (US32D) for F and J Trim.
	• Optional Weatherized Finish for 626 (USD26D) only
<b>PERFORMANCE:</b>	• Tested to over 11 million cycles, 11X ANSI/BHMA standard
<b>CERTIFICATIONS, LISTINGS, COMPLIANCES:</b>	• UL listed for 3 hrs, for single doors up to 4'0" x 8'0" • Certified to ANSI/BHMA 156.13 Operational Grade 1 and Security Grade 1 • Approved for Florida HVHZ (High Velocity Hurricane Zone). PDQ Product Approval: FL 21376. Design load rating: ± 70.0 PSF for single door (3' x 7') • Complies with ADA (Americans with Disabilities Act) and ICC/ANSI 117.1 for Accessible and Usable Buildings • J Wide Escutcheon Trim complies with Unified Facilities Guide Specification 08 71 00 (August 2008)
<b>WARRANTY:</b>	• Lifetime Limited Warranty
<b>COUNTRY OF ORIGIN:</b>	• Assembled in the U.S.A. with U.S. and foreign material. Meets requirements of the Buy American Act as a COTS product manufactured in the United States.






Note: Heavy Duty Spindle for High Abuse situations is available for F trim.

‡ Available with antimicrobial coating, technology that is known to inhibit the growth of microbes.

## PDQ Functions – Non Keyed

FUNCTION	FUNCTION NUMBER	OUTSIDE   INSIDE	DESCRIPTION	ANSI NUMBER
Passage	MR126		<ul style="list-style-type: none"> <li>Latchbolt operated by lever from either side</li> </ul>	F01
Privacy with Thumbturn on Both Sides	MR174		<ul style="list-style-type: none"> <li>Latchbolt operated by lever from either side</li> <li>Thumbturn outside locks/unlocks outside lever</li> <li>Thumbturn inside locks/unlocks outside lever</li> <li>Closing door unlocks outside lever</li> <li>Rotating inside lever unlocks outside lever</li> </ul>	—
Privacy	MR176		<ul style="list-style-type: none"> <li>Latchbolt operated by lever from either side</li> <li>Emergency coin turn outside unlocks outside lever</li> <li>Thumbturn inside locks/unlocks outside lever</li> <li>Closing door unlocks outside lever</li> <li>Rotating inside lever unlocks outside lever</li> </ul>	F22
Privacy with Deadbolt	MR178		<ul style="list-style-type: none"> <li>Latchbolt operated by lever from either side</li> <li>Emergency coin turn outside retracts deadbolt</li> <li>Thumbturn inside extends/retracts deadbolt</li> <li>Not field reversible</li> <li>Specify handing</li> </ul>	F02
Privacy with Deadbolt and Egress	MR179		<ul style="list-style-type: none"> <li>Latchbolt operated by lever from either side</li> <li>Emergency coin turn outside retracts deadbolt</li> <li>Thumbturn inside extends/retracts deadbolt</li> <li>Inside lever simultaneously retracts latchbolt and deadbolt</li> </ul>	F19



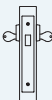



## PDQ Functions – Non Keyed Dummy

FUNCTION	FUNCTION NUMBER	OUTSIDE   INSIDE	DESCRIPTION	ANSI NUMBER
Double Dummy	MR205		<ul style="list-style-type: none"> <li>Rigid outside lever</li> <li>Rigid inside lever</li> </ul>	—
Double Dummy with Chassis	MR206		<ul style="list-style-type: none"> <li>Rigid outside lever</li> <li>Rigid inside lever</li> </ul>	—
Double Dummy with Active Trim	MR207		<ul style="list-style-type: none"> <li>Movable outside lever</li> <li>Movable inside lever</li> </ul>	—
Single Dummy	MR211		<ul style="list-style-type: none"> <li>Rigid outside lever</li> </ul>	—
Single Dummy with Chassis	MR212		<ul style="list-style-type: none"> <li>Rigid outside lever</li> </ul>	—



INDICATES RIGID LEVER


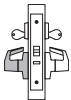

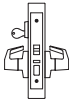




## PDQ Functions – Deadlocks

FUNCTION	FUNCTION NUMBER	OUTSIDE   INSIDE	DESCRIPTION	ANSI NUMBER
Single Cylinder Deadbolt	MR131		<ul style="list-style-type: none"> <li>• Key outside extends/retracts deadbolt</li> </ul>	F18
Cylinder and Thumbturn Deadbolt	MR132		<ul style="list-style-type: none"> <li>• Key outside extends/retracts deadbolt</li> <li>• Thumbturn inside extends/retracts deadbolt</li> </ul>	F17
Double Cylinder Deadbolt	MR133		<ul style="list-style-type: none"> <li>• Key outside extends/retracts deadbolt</li> <li>• Key inside extends/retracts deadbolt</li> </ul>	F16
Classroom Deadbolt	MR134		<ul style="list-style-type: none"> <li>• Key outside extends/retracts deadbolt</li> <li>• Inside cylinder turn retracts but does not extend deadbolt</li> <li>• Not field reversible</li> <li>• Specify handing</li> </ul> 	F29
Single Cylinder Deadbolt w/Indicator (Privacy)	MR232		<ul style="list-style-type: none"> <li>• Key outside extends/retracts deadbolt</li> <li>• Thumb turn inside extends/retracts deadbolt</li> <li>• Indicator outside displays: <ul style="list-style-type: none"> <li>• Occupied when deadbolt is projected</li> <li>• Vacant when deadbolt is retracted</li> </ul> </li> <li>• Indicator, outside — (VACANT/OCCUPIED)</li> </ul>	—



INDICATES RIGID LEVER


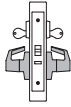
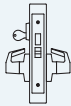
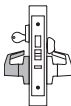
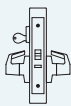

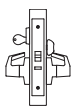

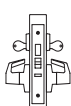


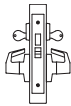
## PDQ Functions – Keyed

FUNCTION	FUNCTION NUMBER	OUTSIDE   INSIDE	DESCRIPTION	ANSI NUMBER
Hold Back Single Cylinder	MR113		<ul style="list-style-type: none"> <li>Latchbolt operated by lever from inside</li> <li>Key outside retracts latchbolt</li> <li>Rigid outside lever</li> <li>Auxiliary latch deadlocks latchbolt</li> <li>Key outside secures latchbolt when latchbolt is retracted by inside lever</li> <li>Not field reversible</li> <li>Specify handing</li> </ul>	F06
Hold Back Double Cylinder	MR114		<ul style="list-style-type: none"> <li>Latchbolt operated by lever from inside</li> <li>Key outside retracts latchbolt</li> <li>Rigid outside lever</li> <li>Auxiliary latch deadlocks latchbolt</li> <li>Key inside secures latchbolt when latchbolt is retracted by inside lever</li> <li>Not field reversible</li> <li>Specify handing</li> </ul>	—
Storeroom	MR115		<ul style="list-style-type: none"> <li>Latchbolt operated by lever from inside</li> <li>Key outside retracts latchbolt</li> <li>Rigid outside lever</li> <li>Auxiliary latch deadlocks latchbolt</li> </ul>	F07
Entry	MR116		<ul style="list-style-type: none"> <li>Latchbolt operated by lever from either side</li> <li>Toggle locks/unlocks outside lever</li> <li>Key outside retracts latchbolt</li> <li>Auxiliary latch deadlocks latchbolt</li> </ul>	F04
Front Door	MR117		<ul style="list-style-type: none"> <li>Latchbolt operated by lever from either side</li> <li>Toggle locks/unlocks outside lever</li> <li>Key outside retracts latchbolt</li> <li>Key outside extends/retracts deadbolt</li> <li>Thumbturn inside extends/retracts deadbolt</li> </ul>	F08 or F10
Institution with Deadbolt	MR128		<ul style="list-style-type: none"> <li>Key outside retracts latchbolt</li> <li>Key inside retracts latchbolt</li> <li>Key outside extends/retracts deadbolt</li> <li>Key inside extends/retracts deadbolt</li> <li>Rigid outside lever</li> <li>Rigid inside lever</li> <li>Auxiliary latch deadlocks latchbolt</li> </ul>	—
Entrance/Storeroom	MR135		<ul style="list-style-type: none"> <li>Latchbolt operated by lever from either side</li> <li>Key outside extends/retracts deadbolt</li> <li>Thumbturn inside extends/retracts deadbolt</li> </ul>	F21
Dormitory/Exit	MR136		<ul style="list-style-type: none"> <li>Latchbolt operated by lever from either side</li> <li>Key outside extends/retracts deadbolt</li> <li>Thumbturn inside extends/retracts deadbolt</li> <li>Extending deadbolt locks latchbolt and outside lever</li> <li>Inside lever simultaneously retracts latchbolt and deadbolt</li> <li>Auxiliary latch deadlocks latchbolt</li> </ul>	F13



INDICATES RIGID LEVER

## PDQ Functions – Keyed


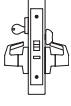
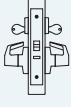

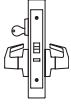

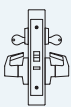
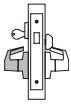
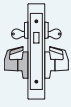
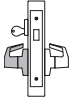
FUNCTION	FUNCTION NUMBER	OUTSIDE   INSIDE	DESCRIPTION	ANSI NUMBER
Store Door	MR137		<ul style="list-style-type: none"> <li>Latchbolt operated by lever from either side</li> <li>Key outside extends/retracts deadbolt</li> <li>Key inside extends/retracts deadbolt</li> <li>Latchbolt and deadbolt are independent of each other</li> </ul>	F14
Institution	MR138		<ul style="list-style-type: none"> <li>Key outside retracts latchbolt</li> <li>Key inside retracts latchbolt</li> <li>Rigid outside lever</li> <li>Rigid inside lever</li> <li>Auxiliary latch deadlocks latchbolt</li> </ul>	F30
Closet / Storeroom	MR139		<ul style="list-style-type: none"> <li>Latchbolt operated by lever from either side</li> <li>Key outside extends/retracts deadbolt</li> </ul>	—
Storeroom with Deadbolt	MR141		<ul style="list-style-type: none"> <li>Latchbolt operated by lever from inside</li> <li>Key outside retracts latchbolt</li> <li>Key outside extends/retracts deadbolt</li> <li>Rigid outside lever</li> <li>Inside lever simultaneously retracts latchbolt and deadbolt</li> <li>Auxiliary latch deadlocks latchbolt</li> <li>Thumbturn inside extends/contracts deadbolt but doesn't effect outside lever.</li> </ul>	—
Classroom	MR148		<ul style="list-style-type: none"> <li>Latchbolt operated by lever from either side</li> <li>Key outside locks/unlocks outside lever</li> <li>Inside lever always free</li> <li>Auxiliary latch deadlocks latchbolt</li> </ul> 	—
Assisted Living	MR149		<ul style="list-style-type: none"> <li>Latchbolt operated by lever from either side</li> <li>Key outside locks/unlocks outside lever</li> <li>Thumbturn inside locks/unlocks outside lever</li> <li>Closing door unlocks outside lever</li> <li>Rotating inside lever unlocks outside lever</li> <li>Auxiliary latch deadlocks latchbolt</li> </ul>	—
Entrance	MR154		<ul style="list-style-type: none"> <li>Latchbolt operated by lever from either side</li> <li>Toggle locks/unlocks outside lever</li> <li>Key outside retracts latchbolt</li> <li>Key outside extends/retracts deadbolt</li> <li>Thumbturn inside extends/retracts deadbolt</li> <li>Inside lever simultaneously retracts latchbolt and deadbolt</li> <li>Auxiliary latch deadlocks latchbolt</li> <li>Projecting then retracting the deadbolt releases the toggle</li> </ul>	—
Intruder Deadbolt with Deadlatch	MR157		<ul style="list-style-type: none"> <li>Latchbolt operated by lever from either side</li> <li>Key outside extends/retracts deadbolt</li> <li>Key inside extends/retracts deadbolt</li> <li>Extending deadbolt locks latchbolt and outside lever</li> <li>Inside lever simultaneously retracts latchbolt and deadbolt</li> <li>Auxiliary latch deadlocks latchbolt</li> </ul> 	F34
Dormitory	MR158		<ul style="list-style-type: none"> <li>Latchbolt operated by lever from either side</li> <li>Toggle locks/unlocks outside lever</li> <li>Key outside extends/retracts deadbolt</li> <li>Key inside extends/retracts deadbolt</li> <li>Inside lever simultaneously retracts latchbolt and deadbolt</li> <li>Auxiliary latch deadlocks latchbolt</li> </ul>	F11
Dormitory	MR159		<ul style="list-style-type: none"> <li>Latchbolt operated by lever from either side</li> <li>Key outside extends/retracts deadbolt</li> <li>Key inside extends/retracts deadbolt</li> <li>Inside lever simultaneously retracts latchbolt and deadbolt</li> </ul>	F33



INDICATES RIGID LEVER



## PDQ Functions – Keyed

FUNCTION	FUNCTION NUMBER	OUTSIDE   INSIDE	DESCRIPTION	ANSI NUMBER
Apartment/ Corridor	MR162		<ul style="list-style-type: none"> <li>Latchbolt operated by lever from either side</li> <li>Toggle locks/unlocks outside lever</li> <li>Key outside retracts latchbolt</li> <li>Key outside extends/retracts deadbolt</li> <li>Thumbturn inside extends/retracts deadbolt</li> <li>Inside lever simultaneously retracts latchbolt and deadbolt</li> <li>Auxiliary latch deadlocks latchbolt</li> </ul>	F20
Office	MR181		<ul style="list-style-type: none"> <li>Latchbolt operated by lever from either side</li> <li>Key outside locks/unlocks outside lever</li> <li>Thumbturn inside locks/unlocks outside lever</li> <li>Closing door unlocks outside lever</li> <li>Rotating inside lever unlocks outside lever</li> <li>Auxiliary latch deadlocks latchbolt</li> </ul>	—
Apartment	MR186		<ul style="list-style-type: none"> <li>Latchbolt operated by lever from either side</li> <li>Key inside locks/unlocks outside lever</li> <li>Key outside retracts latchbolt</li> <li>Auxiliary latch deadlocks latchbolt</li> </ul>	F09
Electrified Storeroom	 MR199A		<ul style="list-style-type: none"> <li>Key outside retracts latchbolt</li> <li>Latchbolt operated by lever from inside</li> <li>Auxiliary latch deadlocks latchbolt</li> <li>Fail safe — latchbolt operated by lever from outside unless electrically locked</li> <li>Fail secure — latchbolt operated by lever from outside when electrically unlocked</li> <li>Motor drive locking/unlocking</li> <li>Not field reversible</li> <li>Specify handing</li> </ul>	—
Electrified Institutional	 MR200		<ul style="list-style-type: none"> <li>Key outside retracts latchbolt</li> <li>Key inside retracts latchbolt</li> <li>Auxiliary latch deadlocks latchbolt</li> <li>Fail safe — latchbolt operated by either lever when electrically locked</li> <li>Fail secure — latchbolt operated by either lever when electrically unlocked</li> <li>Motor drive locking/unlocking</li> <li>Not field reversible</li> <li>Specify handing</li> </ul>	—
Cylinder and Thumbturn Deadbolt with Dummy Trim	MR213		<ul style="list-style-type: none"> <li>Key outside extends/retracts deadbolt</li> <li>Thumbturn inside extends/retracts deadbolt</li> <li>Rigid outside lever</li> <li>Rotating inside lever retracts deadbolt</li> </ul>	—
Double Cylinder Deadbolt with Dummy Trim	MR214		<ul style="list-style-type: none"> <li>Key outside extends/retracts deadbolt</li> <li>Key inside extends/retracts deadbolt</li> <li>Rigid outside lever</li> <li>Rotating inside lever retracts deadbolt</li> </ul>	—
Single Cylinder Deadbolt with Dummy Trim	MR215		<ul style="list-style-type: none"> <li>Key outside extends/retracts deadbolt</li> <li>Rigid outside lever</li> <li>Rotating inside lever retracts deadbolt</li> </ul>	—



INDICATES RIGID LEVER

## PDQ Indicator Functions

- Locked/Unlocked Indicator conforms with ANSI Z535.1 Safety Colors: Red and Green.



FUNCTION	FUNCTION NUMBER	OUTSIDE   INSIDE	DESCRIPTION	ANSI NUMBER
Dormitory/ Exit w/Indicator	MR236		<ul style="list-style-type: none"> <li>• Latchbolt operated by lever from either side</li> <li>• Key outside extends/retracts deadbolt</li> <li>• Thumbturn inside extends/retracts deadbolt</li> <li>• Inside lever simultaneously retracts latchbolt and deadbolt</li> <li>• Auxiliary latch deadlocks latchbolt</li> <li>• Indicator, outside — (LOCKED/UNLOCKED)</li> </ul>	F13
Storeroom with Deadbolt w/Indicator	MR241		<ul style="list-style-type: none"> <li>• Latchbolt operated by lever from inside</li> <li>• Key outside retracts latchbolt</li> <li>• Key outside extends/retracts deadbolt</li> <li>• Rigid outside lever</li> <li>• Inside lever simultaneously retracts latchbolt and deadbolt</li> <li>• Auxiliary latch deadlocks latchbolt</li> <li>• Thumbturn inside extends/contracts deadbolt but doesn't effect outside lever.</li> <li>• Indicator, outside — (LOCKED/UNLOCKED)</li> </ul>	—
Intruder Deadbolt with Deadlatch	MR257		<ul style="list-style-type: none"> <li>• Latchbolt operated by lever from either side</li> <li>• Key outside extends/retracts deadbolt</li> <li>• Key inside extends/retracts deadbolt</li> <li>• Inside lever simultaneously retracts latchbolt and deadbolt</li> <li>• Auxiliary latch deadlocks latchbolt</li> <li>• Indicator, outside — (LOCKED/UNLOCKED)</li> </ul>	F34 w/Indicator
Dormitory	MR259		<ul style="list-style-type: none"> <li>• Latchbolt operated by lever from either side</li> <li>• Key outside extends/retracts deadbolt</li> <li>• Key inside extends/retracts deadbolt</li> <li>• Inside lever simultaneously retracts latchbolt and deadbolt</li> <li>• Indicator, outside — (VACANT/OCCUPIED)</li> </ul>	F33 w/Indicator
Faculty Restroom with Deadbolt w/Indicator	MR260		<ul style="list-style-type: none"> <li>• Latchbolt retracted by key outside or lever inside</li> <li>• Key outside extends/retracts deadbolt</li> <li>• Rigid outside lever</li> <li>• Thumbturn inside extends/retracts deadbolt</li> <li>• Rotating inside lever retracts deadbolt and latchbolt simultaneously</li> <li>• Inside lever is always free for immediate egress</li> <li>• Indicator, outside — (VACANT/OCCUPIED)</li> </ul>	—
Privacy w/Indicator	MR 269		<ul style="list-style-type: none"> <li>• Latchbolt operated by lever from either side</li> <li>• Key outside extends/retracts deadbolt</li> <li>• Thumbturn inside extends/retracts deadbolt</li> <li>• Inside lever simultaneously retracts latchbolt and deadbolt</li> <li>• Indicator, outside — (VACANT/OCCUPIED)</li> </ul>	F33 w/Indicator
Privacy w/Indicator	MR276		<ul style="list-style-type: none"> <li>• Latchbolt operated by lever from either side</li> <li>• Emergency coin turn outside unlocks outside lever</li> <li>• Thumbturn inside locks/unlocks outside lever</li> <li>• Closing door unlocks outside lever</li> <li>• Rotating inside lever unlocks outside lever</li> <li>• Indicator, outside — (VACANT/OCCUPIED)</li> </ul>	F22 w/Indicator
Privacy with Deadbolt w/Indicator	MR278		<ul style="list-style-type: none"> <li>• Latchbolt operated by lever from either side</li> <li>• Emergency coin turn outside retracts deadbolt</li> <li>• Thumbturn inside extends/retracts deadbolt</li> <li>• Indicator, outside — (VACANT/OCCUPIED)</li> </ul>	F02 w/Indicator
Privacy with Deadbolt and Egress w/Indicator	MR279		<ul style="list-style-type: none"> <li>• Latchbolt operated by lever from either side</li> <li>• Emergency coin turn outside retracts deadbolt</li> <li>• Thumbturn inside extends/retracts deadbolt</li> <li>• Inside lever simultaneously retracts latchbolt and deadbolt</li> <li>• Indicator, outside — (VACANT/OCCUPIED)</li> </ul>	F19 w/Indicator

**Notes:** Functions MR257, MR259 and MR260 not available in 7 Pin SFIC or LFIC.

## Function Cross Reference

ANSI #	PDQ FUNCTION	ARROW	BEST	CORBIN	DORMA	FALCON	MARKS	SARGENT	SCHLAGE	ACCENTRA
DUMMY 1 SIDE	MR211	BM/AM08	45H1DT	ML2050	M9001	MA12	DI/DO	8293	L0170	AU865
DUMMY 2 SIDES	MR207	BM/AM09	45H2DT	ML2071	M9002	MA18	DT	8294	L0172	AU838A
DUMMY 1 SIDE	MR212	N/A	N/A	N/A	M9003	N/A	N/A	N/A	L9175	N/A
DUMMY 2 SIDES	MR206	N/A	N/A	N/A	M9004	N/A	N/A	N/A	L9176	N/A
F01	MR126	BM/AM01	45HN	ML2071	M9010	MA101	5N	8215	L9010	AU8801FL
F31	SEE TJ SERIES	BM/AM07	45HNX	N/A	M9025	MA161	5EX	N/A	N/A	AU8828
F22	MR176	BM/AM26	45HLT	ML2060	M9040	MA321	5LJ	8265	L9040	AU8862FL
F04	MR116	BM/AM22	45HA	ML2051	M9050	MA521	5E	8205	L9050	AU8807FL
F09	MR186	BM/AM32	45HC	ML2042	M9060	MA381	5G	8216	L9060	AU8817-2FL
	MR148	BM/AM17	45HR	ML2055	M9070	MA561	5J	8237	L9070	AU8808FL
F06	MR113	N/A	45HR/HB	ML2056	M9076	MA551	5JM/JR	8289	L9076	AU8800
F07	MR115	BM/AM12	45HD	ML2057	M9080	MA581	5EW	8204	L9080	AU8805FL
	MR199A	BM/AM17/177	45HEL	ML22901	M9080EL	MA851	5EL	8270	L9080EL	AU8890FL
	MR199A	BM/AM17/178	45HEU	ML22904	M9080EU	MA881	5EU	8270	L9080EU	AU8891FL
	MR199A W/ REX	N/A	45EURQE	ML22901 M92	M9080ELRX	N/A	5EL W10	RX-8272	L9080ELRX	AU8890FLREX
	MR199A W/ REX	N/A	45EURQE	ML22904 M92	M9080ELRX	N/A	5EU W10	RX-8273	L9080EU-RX	AU8891FLREX
F30	MR138	BM/AM33	45HW	ML2032	M9082	MA411	5WW	N/A	L9082	AU8830-2FL
F19	MR179	BM/AM02	45HL	ML2030	M9940	MA311	5LF	8266	L9440	AU8802FL
F20	MR162	BM/AM20	45HAB	ML2067	M9953	MA531	5FD	8243	L9453	AU8847FL
F13	MR136	BM/AM19	45HT	ML2065	M9956	MA571	5FW	8225	L9456	AU8822FL
F11	MR158	N/A	N/A	N/A	M9957	N/A	5FA	N/A	N/A	AU8800
F17	MR132	BM41	45HAD	ML2013	N/A	M941	5P	8221	L9460	AU8815
F18	MR131	BM40	45HYB	NML2011	N/A	MA921	5S	8220	L9464	AU8814
F16	MR133	BM42	45HWD	ML2012	N/A	M931	5T	8222	L9462	AU8814-2
F29	MR134	BM44	45HRD	ML2017	MB9963	M911	5SC	8203	L9463	AU8813ST
F14	MR137	BM/A/31	45HG	ML2017	M9966	MA371	5C	8226	L9466	AU8860-2FL
F34	MR157	N/A	45HIDA	ML2022	M9967	MA431	5FC	8240	N/A	AU8812-2FL
F33	MR159	N/A	45HIND	N/A	M9968	N/A	5FX	N/A	L9457	AU8811-2FL
F21	MR135	BM/AM13	45HB	ML2024	M9973	MA541	5B	8224	L9473	AU8860FL
F02	MR178	N/A	N/A	ML2020	N/A	MA301	5-55L	8268	N/A	N/A

## Lever Cross Reference

LEVER AND KNOB OPTIONS	PDQ	ARROW	BEST	CORBIN	DORMA	FALCON	MARKS	SARGENT	SCHLAGE	ACCENTRA
LEVER	PHILADELPHIA	X	15	NS NEWPORT	LR	D DANE	AMERICAN LEVER 92	L	06 RHODES	AU AUGUSTA
	BOSTON	BR	14	PS PRINCETON	LC	Q QUANTUM	CRESCENT LEVER 86	P	17SPARTA	PB PACIFIC BEACH
	CHICAGO	N	12	REGIS	LIIO	N/A	OMNI 78	W	02	PINEHURST PNR
	DALLAS	HS	3	LS LUSTR	LT	K KIM	PLAZA LEVER 82	J	03TUBULAR	CR CARMEL
	HOUSTON	N/A	79	25M PIET	N/A	N/A	N/A	REM	M51	N/A
	MIAMI	V	16	AS ARMSTONG	LG	A AVALON	TITAN LEVER 96	B	07ATHENS	JN JEFFERSON
	MEMPHIS	W	69	DIRKE	LD	N/A	DAYTON 83	A	12	VICTORIA TT
	LOS ANGELES	N/A	N/A	N/A	N/A	N/A	N/A	N/A	N/A	N/A
	ORLANDO	N/A	N/A	N/A	N/A	N/A	N/A	N/A	LATITUDE	N/A
KNOB	KNOB	HB	4	YW	KB	T TROY	ROUND KNOB 10	C	41 PLYMOUTH	LF LITCHFIELD
	B	HT	N/A	GR	KB	H HANA	ROUND KNOB 10	B	42 ORBIT	CA CAROLINA
	N/A	A	R	F	KB	G GALA	RW	N/A	B	R

Information on this sheet is compiled from public documents and third parties. As a result, PDQ makes no guarantees as to their accuracy, content, quality or availability. Comparisons were made using the technical features only and are not commercial comparisons. Final suitability should be determined by a professional hardware consultant.

F Series



Decorative Lever Collection



BOSTON



MIAMI



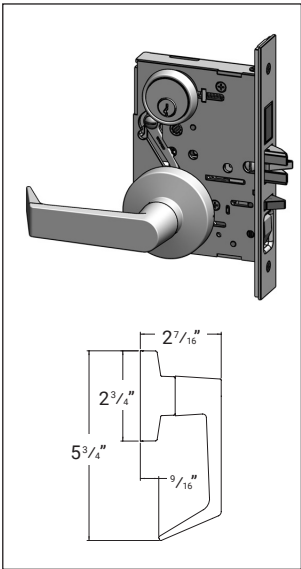
PHILADELPHIA

Finish Options

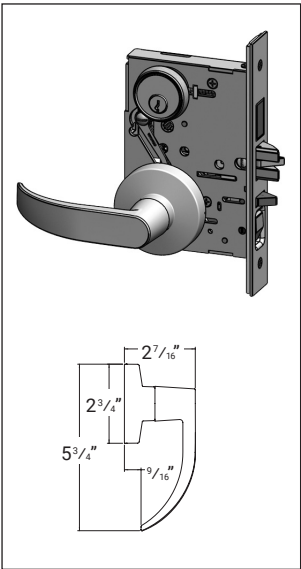


626 (US26D)  
Satin Chromium  
Plated, No  
Coating

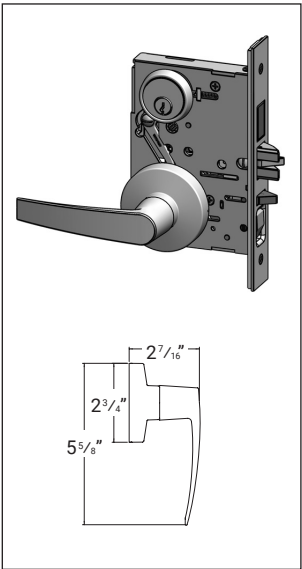
Sectional Trim



PHILADELPHIA (PFSF)



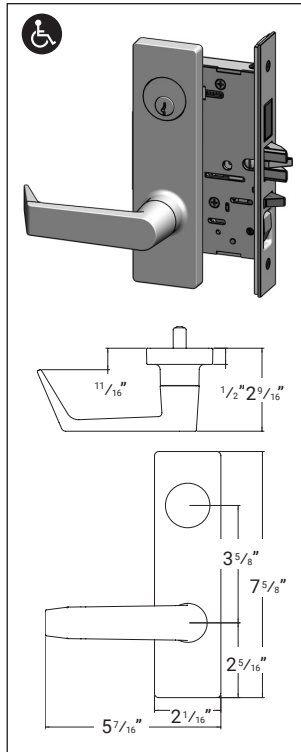
BOSTON (BFSF)



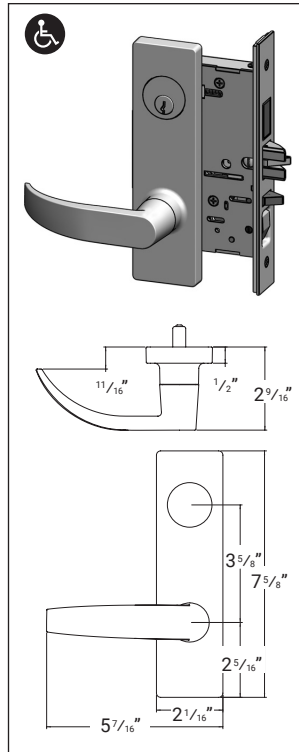
MIAMI (MFSF)

# F Series

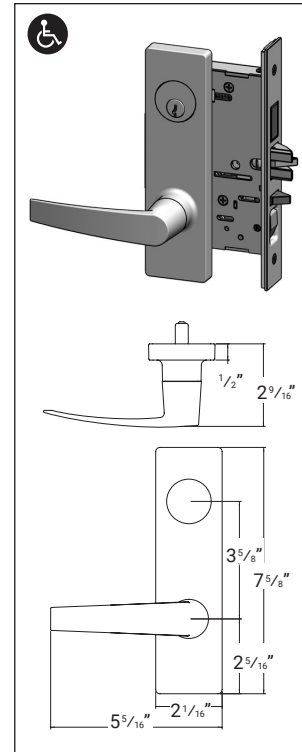
## Escutcheon Trim



PHILADELPHIA (PFEF)



BOSTON (BFEF)



MIAMI (MFEF)

## How to Order Denotes Compliance with ADA Guidelines

SERIES	FUNCTION	LEVER	TRIM	FINISH	HANDING <sup>1</sup>	DOOR THICKNESS	CYLINDER	KEYWAY OR HOUSING	KEYING	OPTIONS
MR	136	PF	EF	626	RH	134	D	SCC	KD	—
<b>NOTES:</b> 1 - Specify handing for all functions 2 - PDQ Electrified Function 199A = PDQ Function MR115 Storeroom (ANSI F07) + Motorized Fail Secure/ Fail Safe, Single Cylinder 3 - PDQ Electrified Function 200 = PDQ Function MR138 Institutional (ANSI F30) + Motorized Fail Secure/ Fail Safe, Double Cylinder 4 - Factory Default: Fail Secure 5 - For Split Finishes, Contact PDQ Customer Service 6 - Compatible with all		<b>F-TRIM</b> <b>PF</b> —PHL <b>BF</b> —BSN <b>MF</b> —MIA	<b>F-TRIM</b> <b>EF</b> — Escutcheon		<b>RH</b> — Right Hand (Default) <b>RHR</b> — Right Hand Reverse <b>LH</b> — Left Hand <b>LHR</b> — Left Hand Reverse	<b>134</b> — 1-3/4" <b>214</b> — 2-1/4"	<b>D</b> Default <b>L</b> Less Cylinder <b>SF6</b> Lock is SFIC prepped w/ 6 pin core <b>SF7</b> Lock is SFIC prepped w/ 7 pin core <b>SFL</b> Lock is SFIC prepped but less core <b>SFC</b> Lock is SFIC prepped w/ construction core <b>SFP</b> Lock is SFIC prepped w/ plastic construction core <b>LF6</b> Lock is Schlage LFIC prepped w/ Schlage core <b>LFL</b> Lock is Schlage LFIC prepped but less core <b>LFC</b> Lock is Schlage LFIC prepped w/ construction core			<b>REX</b> — Request to Exit (Functions 199A and 200only). <b>AM</b> — Antimicrobial Coating. <b>W</b> — Weatherized (F Trim Only) <b>LL</b> — Lead Wrapped Case.  Additional options available  *All thumbturns will now be ADA by default
			<b>SF</b> — Sectional Round Rose							



## J Series



SECTIONAL TRIM WITH ROUND  
ROSE,  
PHILADELPHIA LEVER



ESCUTCHEON TRIM,  
PHILADELPHIA LEVER



WIDE ESCUTCHEON TRIM,  
PHILADELPHIA LEVER

## Decorative Collection



BOSTON



CHICAGO



DALLAS



HOUSTON



LOS ANGELES



MEMPHIS



MIAMI



ORLANDO



PHILADELPHIA



BALL KNOB

## Finish Options



605 (US3)  
Bright Brass,  
Clear Coated



606 (US4)  
Satin Brass,  
Clear Coated



612 (US10)  
Satin Bronze,  
Clear Coated



613E  
Dark Oxidized  
Satin Bronze  
(Equivalent)



622 (US19)  
Flat Black



626 (US26D)  
Satin Chromium  
Plated, No  
Coating



629 (US32)  
Bright Stainless  
Steel, No  
Coating

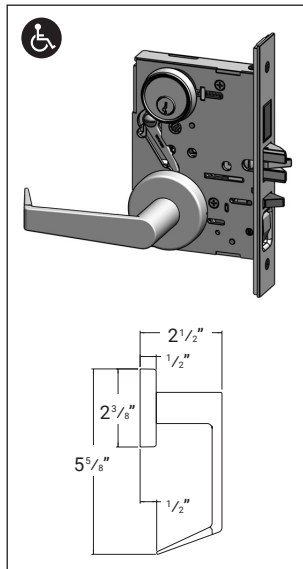


630 (US32D)  
Satin Stainless  
Steel, No  
Coating

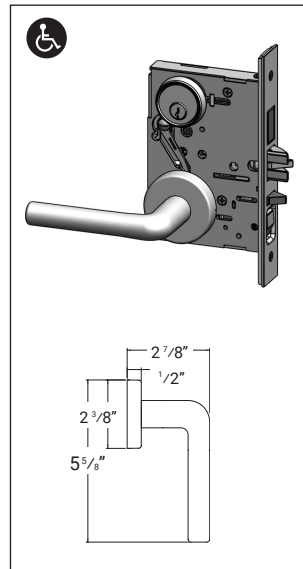
Note: PDQ offers full stainless steel levers, ball knobs, roses, collars and escutcheons which comply with ANSI/BHMA Finish 630. Specify 630 in lieu of 619.

## J Series

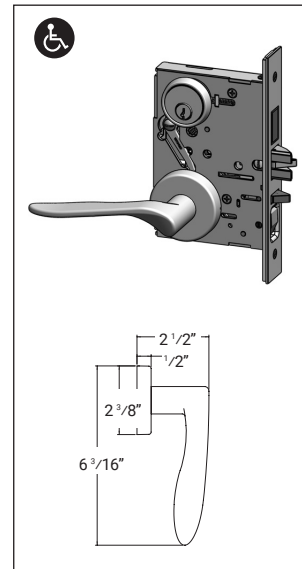
### Sectional Trim with Round Rose



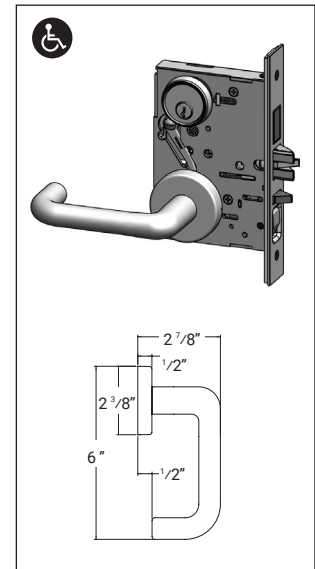
PHILADELPHIA (PJSJ)



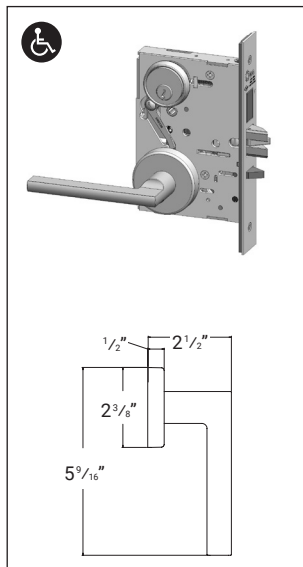
CHICAGO (CJSJ)



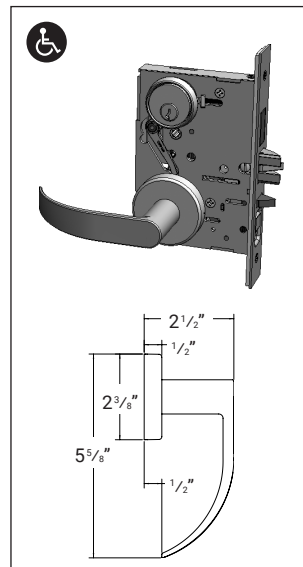
MEMPHIS (TJSJ)  
(SPECIFY HANDING)



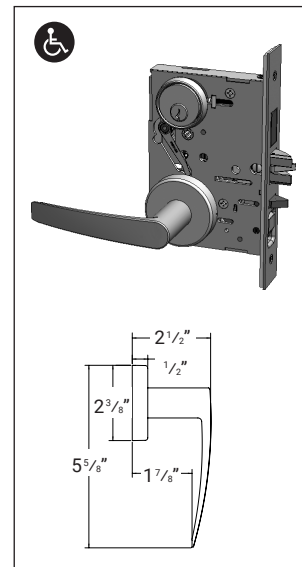
DALLAS (DJSJ)



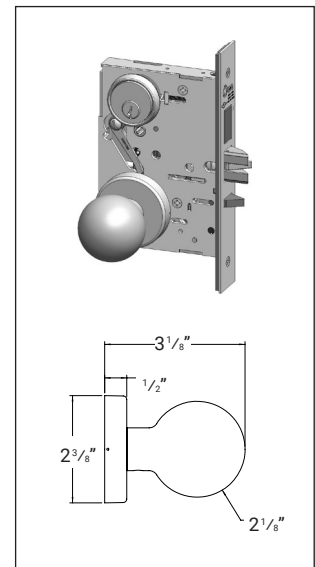
ORLANDO (OJSJ)



BOSTON (BJSJ)



MIAMI (MJSJ)



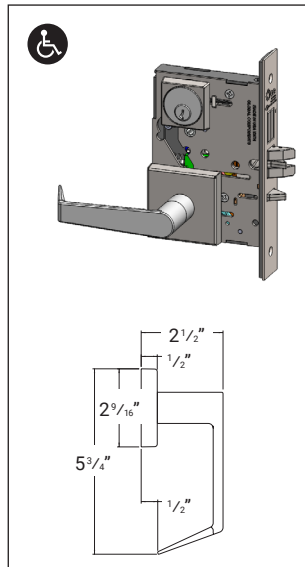
Ball Knob (KJSJ)



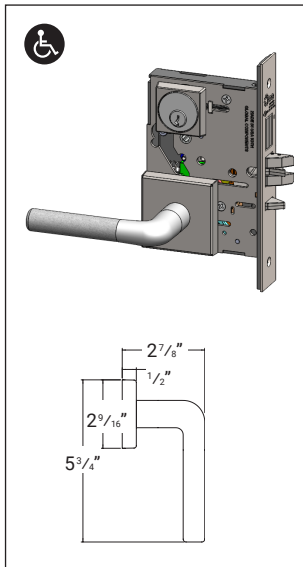
Denotes Compliance with ADA Guidelines

# J Series

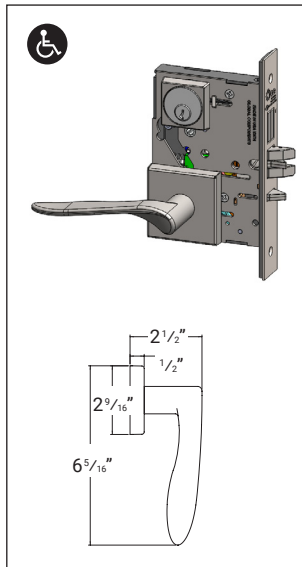
## Sectional Trim With Square Rose



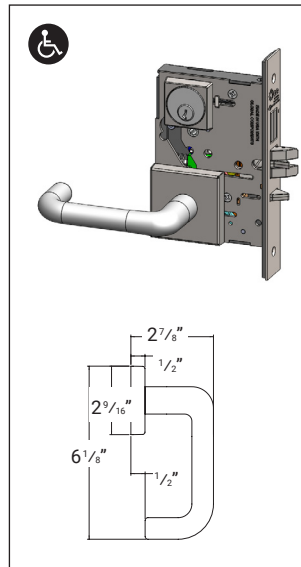
PHILADELPHIA (PJSR)



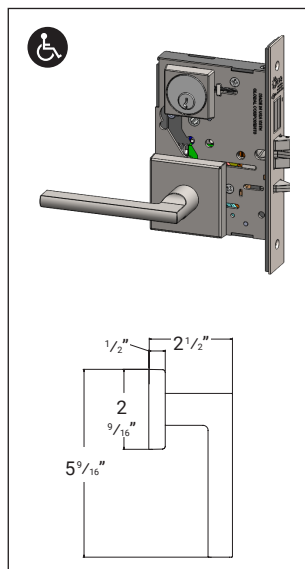
CHICAGO (CJSR)



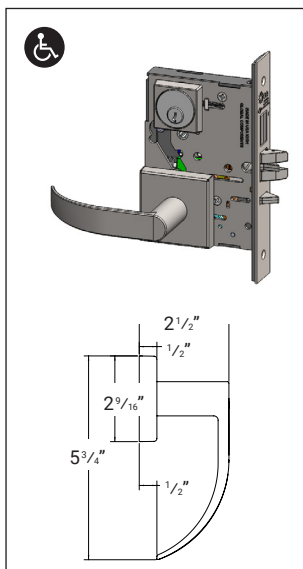
MEMPHIS (TJSR)  
(SPECIFY HANDING)



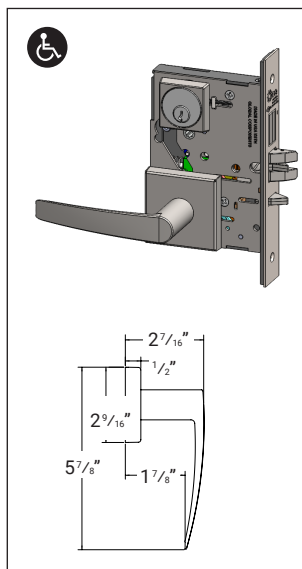
DALLAS (DJSR)



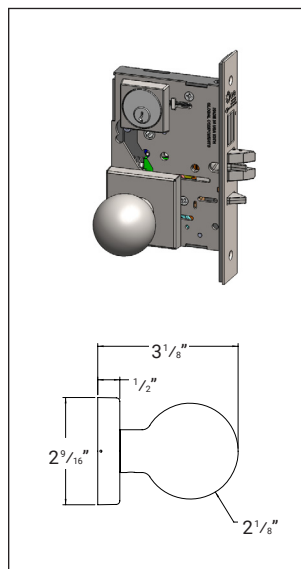
ORLANDO (OJSR)



BOSTON (BJSR)



MIAMI (MJSR)

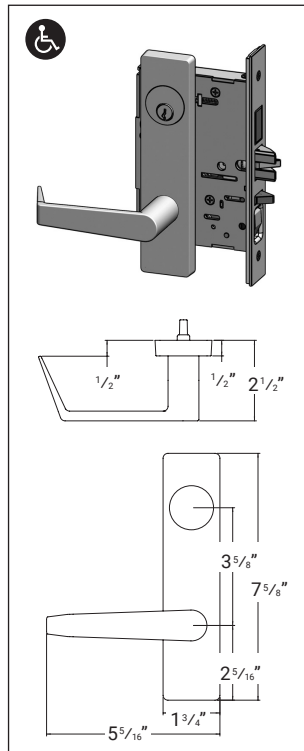


Ball Knob (KJSR)

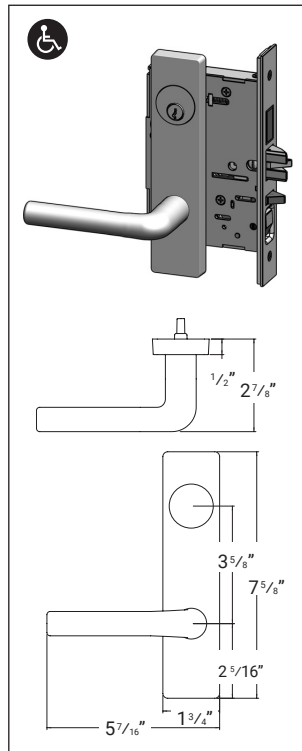
 Denotes Compliance with ADA Guidelines

# J Series

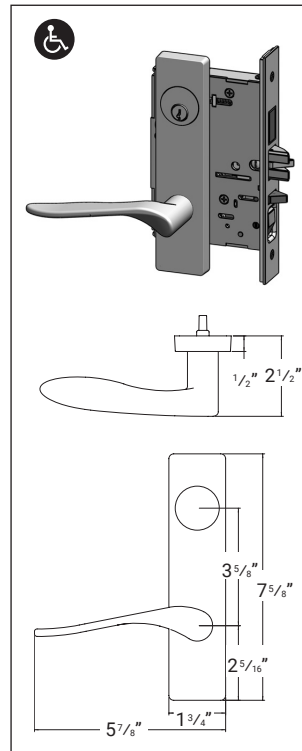
## Escutcheon Trim



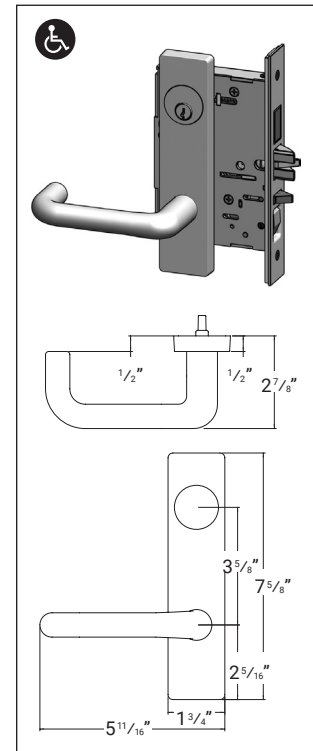
PHILADELPHIA (PJEJ)



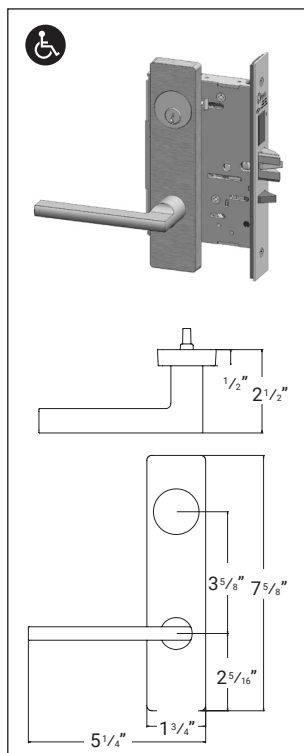
CHICAGO (CJEJ)



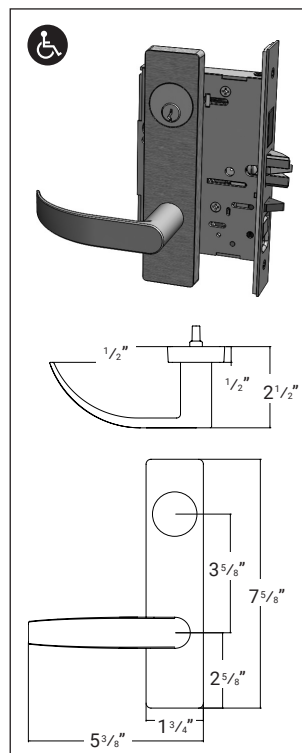
MEMPHIS (TJEJ)  
(SPECIFY HANDING)



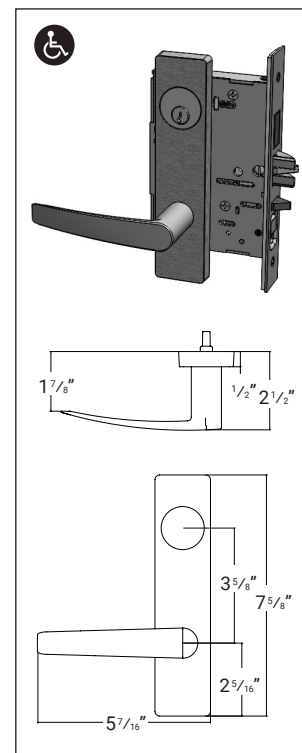
DALLAS (DJEJ)



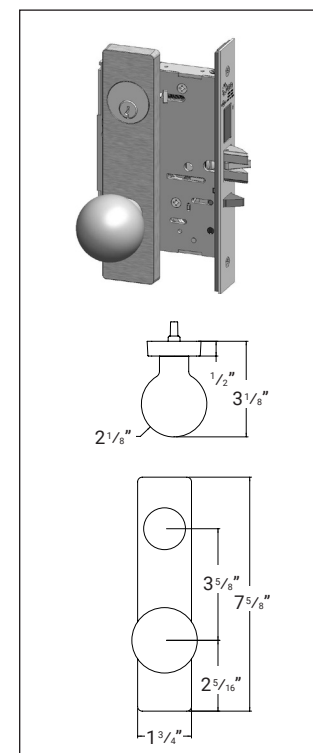
ORLANDO (OJEJ)



BOSTON (BJEJ)



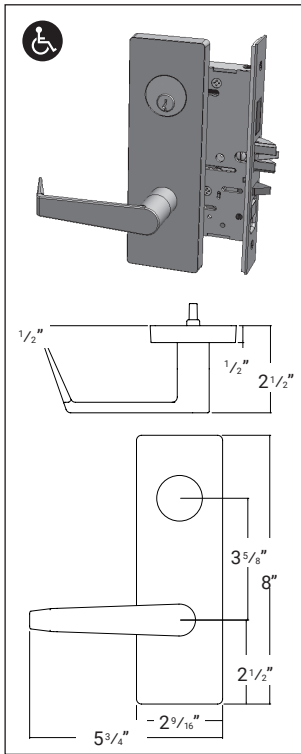
MIAMI (MJEJ)



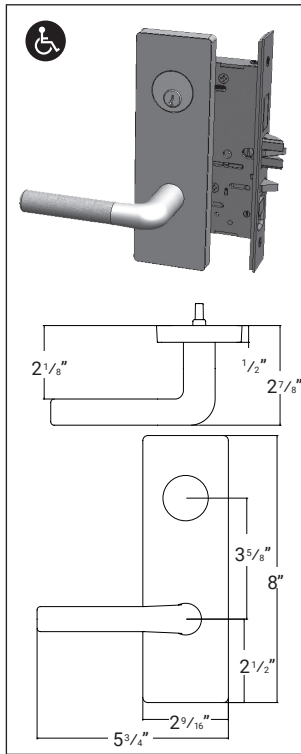
BALL KNOB (KJEJ)

 Denotes Compliance with ADA Guidelines

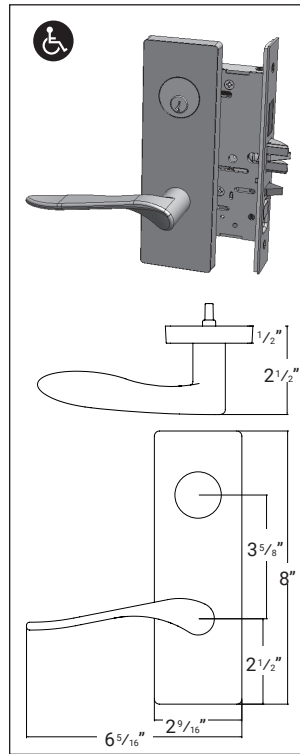
## Wide Escutcheon Trim



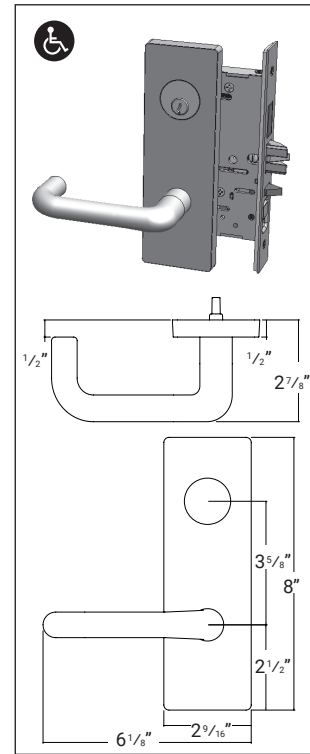
PHILADELPHIA (PJEW)



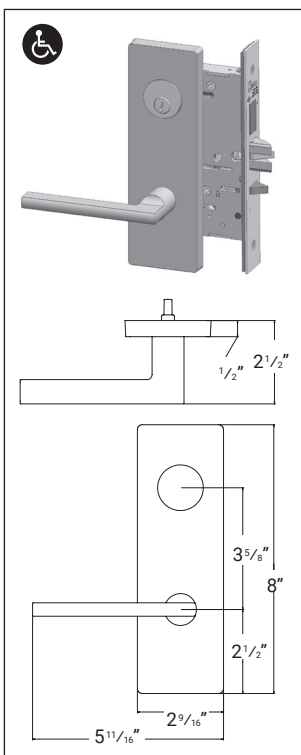
CHICAGO (CJEW)



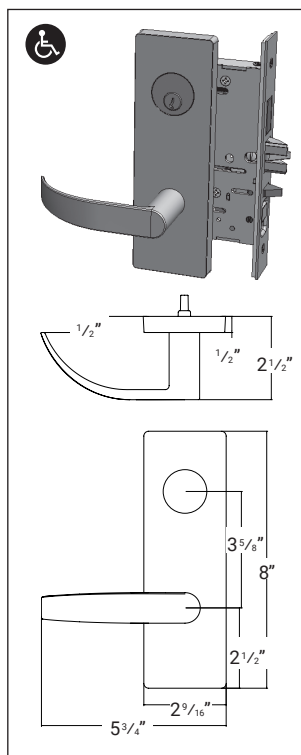
MEMPHIS (TJEW)  
(SPECIFY HANDING)



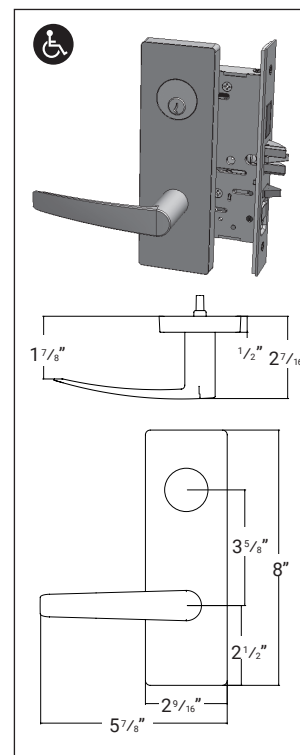
DALLAS (DJEW)



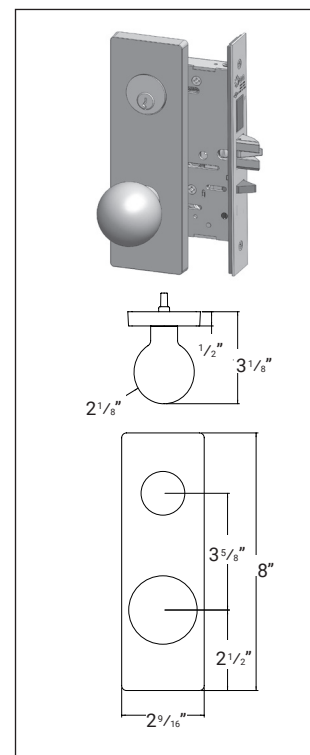
ORLANDO (OJEW)



BOSTON (BJEW)



MIAMI (MJEW)



BALL KNOB (KJEW)



## How To Order J Series Mortise Locks

SERIES	FUNCTION	LEVER	TRIM	FINISH	HANDING <sup>1</sup>	DOOR THICKNESS	CYLINDER	KEYWAY OR HOUSING	KEYING	OPTIONS
MR	136	PF	EF	622	RH	134	D	SCC	KD	—
<b>NOTES:</b> 1 - Specify handing for all functions 2 - PDQ Electrified Function 199A = PDQ Function MR115 Storeroom (ANSI F07) + Motorized Fail Secure/ Fail Safe, Single Cylinder 3 - PDQ Electrified Function 200 = PDQ Function MR138 Institutional (ANSI F30) + Motorized Fail Secure/ Fail Safe, Double Cylinder 4 - Factory Default: Fail Secure 5 - For Split Finishes, Contact PDQ Customer Service 6 - Compatible with all F, J and JW Series trim, any Sectional or Escutcheon.		<b>J-TRIM</b> <b>PJ</b> —PHL <b>BJ</b> —BSN <b>MJ</b> —MIA <b>CJ</b> —CHI <b>DJ</b> —DAL <b>HJ</b> —HOU <b>LJ</b> —LA <b>TJ</b> —MEM <b>OJ</b> —ORL <b>KJ</b> —K	<b>J-TRIM</b> <b>EJ</b> — Standard Escutcheon <b>EW</b> — Wide Escutcheon <b>SJ</b> — Sectional Round Rose <b>SR</b> — Sectional Square Rose	<b>605</b> <b>606</b> <b>612</b> <b>613E</b> <b>622</b> <b>629</b> <b>630</b>	<b>RH</b> — Right Hand (Default) <b>RHR</b> — Right Hand Reverse <b>LH</b> — Left Hand <b>LHR</b> — Left Hand Reverse	<b>134</b> — 1-3/4" <b>214</b> — 2-1/4"	<b>D</b> Default <b>L</b> Less Cylinder <b>SF6</b> Lock is SFIC prepped w/ 6 pin core <b>SF7</b> Lock is SFIC prepped w/ 7 pin core <b>SFL</b> Lock is SFIC prepped but less core <b>SFC</b> Lock is SFIC prepped w/ construction core <b>SFP</b> Lock is SFIC prepped w/ plastic construction core <b>LF6</b> Lock is Schlage LFIC prepped w/ Schlage core <b>LFL</b> Lock is Schlage LFIC prepped but less core <b>LFC</b> Lock is Schlage LFIC prepped w/ construction core		<b>REX</b> — Request to Exit (Functions 199A and 200only). <b>AM</b> — Antimicrobial Coating. <b>LL</b> — Lead Wrapped Case.  Additional options available  *All thumbturns will now be ADA by default	

## Keyways

CONVENTIONAL CYLINDER		SMALL FORMAT INTERCHANGEABLE CORE		LARGE FORMAT INTERCHANGEABLE CORE	
KEYWAY	PDQ KEYWAY DESIGNATOR	KEYWAY (BEST COMPATIBLE)	PDQ KEYWAY DESIGNATOR	KEYWAY (SCHLAGE COMPATIBLE)	PDQ KEYWAY DESIGNATOR
Schlage C (Default)	SCC	BEST A (Default), B, C, D, E, F, G, H, J, K, L, M, Q, R, WA, WB, WG, WH, TB, TD, TE, R	A (Default), B, C, D, E, F, G, H, J, K, L, M, Q, R, WA, WB, WG, WH, TB, TD, TE, R	Schlage C (Default)	SCC
				PDQ Restricted	TA
PDQ Restricted	TA				
Arrow AR1	AR1				
Corbin 59A1	CO59A1				
Corbin 60	CO6	PDQ Exclusive	PDQ1		
Corbin L4	CL4		PDQ2		
Russwin D1	RUD		PDQ3		
Russwin 981	RUD981	PDQ Exclusive and Restricted			
Schlage E	SCE				
Schlage C	SCC				
Schlage C-K	SCC-K				
Sargent LA	SAL				
Sargent RA-RC	RA-RC				
Accentra (Yale) E1R	YA8				
Accentra (Yale) GA	GA				
Falcon E-R	FAL				
Kwikset	KW				

## KEYING



DESCRIPTION	PDQ KEYING DESIGNATOR
Keyed Different (Default)	KD
Keyed Alike	KA
"0" Zero Bitted	KO
Master Keyed	MK
Construction Master Keyed	CMK
Grand Master Keyed	GMK

# Electronic Access Control



## Electrified Mortise Locks

- Motorized locking/unlocking.  
**FAIL SECURE** (Factory Default)– Outside trim is UNLOCKED when power is ON, and LOCKED when power is OFF. Lockset will lock in the event of a power failure.  
**FAIL SAFE** – Outside trim is LOCKED when power is ON, and UNLOCKED when power is OFF. Lockset will unlock in the event of a power failure.
- Field changeable from FAIL Secure to FAIL SAFE.
- Built around PDQ's world class MR series mortise lock chassis platform.
- SMARTSENSE™ control board automatically accepts AC or DC input voltage.
- Request to exit option.
- Latch bolt monitor option.
- Field reversible handing - consult factory.



Innovative motor drive controls FAIL SECURE or FAIL SAFE locking mode.

## Performance

- Motor drive factory tested to over 1.4 million cycles (1.4 times the ANSI/BHMA grade 1 std).

## Recommended Power Supply

- PDQ Model # PS220.
  - Input: 120VAC, .9A, 50/60Hz 240VAC, .6.A, 50/60Hz
  - Output: 24VDC, 2A, filtered and regulated.
- Rated for simultaneous operation of 2ea mortise lock assemblies.
- Power Supply Requirements:
  - AC/DC Output Voltage
  - 1A min (filtered and regulated).
- 12-24VDC @ < 1A initial surge (1 sec), 5mA standby after 30 sec.
  - AC Output Voltage.
- 12-24VAC (60Hz) @ < 1A initial surge (1 sec), 15mA standby after 30 sec

## Electrical Specifications


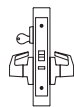


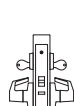

- Input voltage: 12-24VDC or 12-24VAC.
- Max In-rush current: 1.0A.
- Standby current:
  - 12VAC: 12mA.
  - 24VAC: 10mA.
  - 12VDC: 3mA.
  - 24VDC: 5mA.

Note: Operating voltage at  $\pm 10\%$  of rated voltage.

## Certifications, Compliances, Listings

- ANSI/UL10C and CAN/ULC-5104 Listed for "Fire Exit Hardware" up to 3 hours for 4'0" x 8'0" maximum single, 8'0" x 8'0" maximum pairs.
- Assembled in the U.S.A. with U.S. and foreign material. Meets requirements of the Buy American Act as a COTS product manufactured in the United States.

## PDQ Functions – Keyed And Electrified

FUNCTION	FUNCTION NUMBER	OUTSIDE   INSIDE	DESCRIPTION	ANSI NUMBER
Electrified Storeroom	 MR199A		<ul style="list-style-type: none"> <li>• Key outside retracts latchbolt</li> <li>• Latchbolt operated by lever from inside</li> <li>• Auxiliary latch deadlocks latchbolt</li> <li>• Fail safe – latchbolt operated by lever from outside unless electrically locked</li> <li>• Fail secure – latchbolt operated by lever from outside when electrically unlocked</li> <li>• Motor drive locking/unlocking</li> <li>• Not field reversible</li> <li>• Specify handing</li> </ul>  Available with option LM - Latch Bolt Monitor	—
Electrified Institutional	 MR200		<ul style="list-style-type: none"> <li>• Key outside retracts latchbolt</li> <li>• Key inside retracts latchbolt</li> <li>• Auxiliary latch deadlocks latchbolt</li> <li>• Fail safe – latchbolt operated by either lever when electrically locked</li> <li>• Fail secure – latchbolt operated by either lever when electrically unlocked</li> <li>• Motor drive locking/unlocking</li> <li>• Not field reversible</li> <li>• Specify handing</li> </ul>  Available with option LM - Latch Bolt Monitor	—



# Electronic Access Control

## Request for Exit, Option: REX

- CURRENT
  - 3.0A @ 125VAC
  - 2.0A @ 30VDC
- Available in F and J Series, Functions MR 199A and MR 200 only.

## Latch Bolt Monitoring, Option: LM

- CURRENT
  - 3.0A @ 125VAC
  - 2.0A @ 30VDC
- Available with functions MR113, MR115, MR116, MR126, MR138, MR148, MR199A, MR200

## Specifications

<b>85003 ELECTRIC STRIKE:</b>	• Designed for use with all PDQ MR Series Mortise Locks WITHOUT Deadbolt
<b>FEATURES:</b>	<ul style="list-style-type: none"> <li>• Input voltage:12-24 VDC</li> <li>• Field changeable from FAIL SECURE to FAIL SAFE</li> <li>• Factory tested to 1,000,000 cycle</li> </ul>
<b>CURRENT:</b>	<ul style="list-style-type: none"> <li>• 0.28A @ 12 VDC</li> <li>• 0.14A @ 24 VDC</li> </ul>
<b>FINISH:</b>	• 630 (US32D) Satin Stainless Steel

## Minimum Wire Gage Chart (Awg) For 24v Ac/Dc


AMPS	25 FEET	50 FEET	75 FEET	100 FEET	150 FEET	200 FEET	250 FEET	300 FEET
0.25 AMPS	18 GAGE	18 GAGE	18 GAGE	18 GAGE	18 GAGE	18 GAGE	18 GAGE	18 GAGE
0.50 AMPS	18 GAGE	18 GAGE	18 GAGE	18 GAGE	18 GAGE	18 GAGE	18 GAGE	16 GAGE
0.75 AMPS	18 GAGE	18 GAGE	18 GAGE	18 GAGE	18 GAGE	16 GAGE	16 GAGE	14 GAGE
1.00 AMPS	18 GAGE	18 GAGE	18 GAGE	18 GAGE	16 GAGE	16 GAGE	14 GAGE	14 GAGE
1.50 AMPS	18 GAGE	18 GAGE	18 GAGE	16 GAGE	16 GAGE	14 GAGE	—	—
2.00 AMPS	18 GAGE	18 GAGE	16 GAGE	16 GAGE	14 GAGE	—	—	—
2.50 AMPS	18 GAGE	18 GAGE	16 GAGE	14 GAGE	—	—	—	—
3.00 AMPS	18 GAGE	18 GAGE	14 GAGE	14 GAGE	—	—	—	—

Distance In Feet For 2 conductor wire from Power Source To Locking Device





# Electronic Access Control



## Features

- Filtered/Regulated 24 Volts DC
- Overload, Over Voltage and Short Circuit Protection
- Accepts 120VAC
- Controls Fail Safe or Fail Secure Locking Devices
- Interface Relay Isolates Locking Device Current from Control Switch
- Auxiliary 24VDC Constant Voltage Output for Powering Stand Alone Devices, Such as, Keypads, Motion Detectors and Status Indicators (Model PS220B only)
- Surge Suppression on Fail Safe and Fail Secure Outputs
- UL Listed and Tested to 294 Standard for Access Control System Units
- 3 year warranty
- Made in the USA



PART	DESCRIPTION
PS220	2A @ 24VDC Power Supply w/ Fire Alarm Link and 0.5A auxiliary power (continuous)
PS220B	2A @ 24VDC Power Supply w/ Fire Alarm Link, 0.5A auxiliary power (continuous) and Battery Backup (batteries sold separately)
PS440B	4A @ 24VDC Power Supply w/ Fire Alarm Link, and Battery Backup (batteries sold separately)
PS480B	8A @ 24VDC Power Supply w/ Fire Alarm Link, and Battery Backup (batteries sold separately)



# Electronic Access Control

## Electrified Hinges

	FEATURES	QTY OF HINGES PER CARTON	CODE	DESCRIPTION
		1ea	EL 4	Concealed electric through-wire (2 wires @ 20ga, 2 wires @ 26ga)
			EL 8	Concealed electric through-wire (8 wires, 28ga)





# Electronic Access Control

## 81310 Series Key Switches Narrow Frame Mount

### Features:

- Includes #6-32 x 1/2" FHMS TR Torx Tamper Resistant Security Faceplate Screws.
- 1-3/4" frame mount
- Mortise cylinder not included (See table below)
- Anti-rotation cylinder security

### Electrical Ratings:

- DPDT contact configuration
- Switch Contacts: 4A @ 30VDC



81310-4MT - MOMENTARY  
81310-4MM - MAINTAINED

### Faceplate:

- 630 (32D) Satin Stainless Steel faceplate
- Dimensions: 1-3/4"W x 4-1/2"H

## Single Gang Wall Mount

### Features:

- Includes #6-32 x 1/2" FHMS TR Torx Tamper Resistant Security Faceplate Screws.
- 2 indicators, 1-red and 1-green
- Mortise cylinder not included (See table below)
- Anti-rotation cylinder security

### Electrical Ratings:

- DPDT contact configuration
- Switch Contacts: 4A @ 30VDC
- LED Red and Green indicators: 24 VDC



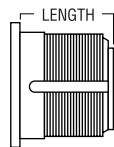
81310-2MT - MOMENTARY  
81310-2MM - MAINTAINED

### Faceplate:

- 630 (32D) Satin Stainless Steel faceplate
- Dimensions: 2-3/4"W x 4-1/2"H



MORTISE  
CYLINDER



LENGTH  
INCLUDES CAM



## Cylinder Reference Guide

TYPE	LENGTH	PDQ CAM NUMBER
Conventional	1-1/4"	I127-4204
SFIC Housing, 6 Pin	1-1/4"	I54031
SFIC Housing, 7 Pin	1-3/8"	I54031
LFIC Housing	1-1/2"	I54231

## Keyways

CONVENTIONAL CYLINDER		SMALL FORMAT INTERCHANGEABLE CORE		LARGE FORMAT INTERCHANGEABLE CORE	
KEYWAY	PDQ KEYWAY DESIGNATOR	KEYWAY (BEST COMPATIBLE)	PDQ KEYWAY DESIGNATOR	KEYWAY (SCHLAGE COMPATIBLE)	PDQ KEYWAY DESIGNATOR
Schlage C (Default)	SCC	BEST A (Default), B, C, D, E, F, G, H, J, K, L, M, Q, R, WA, WB, WG, WH, TB, TD, TE, R	A (Default), B, C, D, E, F, G, H, J, K, L, M, Q, R, WA, WB, WG, WH, TB, TD, TE, R	Schlage C (Default)	SCC
PDQ Restricted	TA			PDQ Restricted	TA
Arrow AR1	AR1				
Corbin 59A1	CO59A1				
Corbin 60	CO6				
Corbin L4	CL4				
Russwin D1	RUD				
Russwin 981	RUD981	PDQ Exclusive	PDQ1		
Schlage E	SCE	PDQ Exclusive and Restricted	PDQ2		
Schlage C	SCC		PDQ3		
Schlage C-K	SCC-K				
Sargent LA	SAL				
Sargent RA-RC	RA-RC				
Accentra (Yale) E1R	YA8				
Accentra (Yale) GA	GA				
Falcon E-R	FAL				
Kwikset	KW				

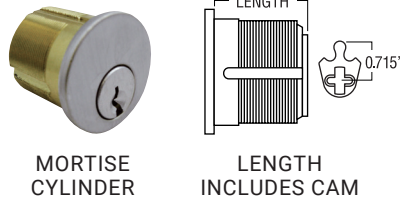

## Keying



DESCRIPTION	PDQ KEYING DESIGNATOR
Keyed Different (Default)	KD
Keyed Alike	KA
"0" Zero Bitted	KO
Master Keyed	MK
Construction Master Keyed	CMK
Grand Master Keyed	GMK

## Cylinders/Cores/Keyways

PDQ cylinders and cores are designed to interface with the keyways of most major lock manufacturers. Insert cylinders are designed to accept 6 pins and are combined for 5 pins. These cylinders are shipped with two keys. Interchangeable core cylinders are available combined or uncombined for 6 and 7 pins and must be specified when ordering. Conventional mortise cylinders available in six architectural finishes—605 (US3) Bright Brass, 606 (US4) Satin Brass, 612 (US10) Satin Bronze, 613E Dark Oxidized Satin Bronze (Equivalent) 625 (US26) Bright Chrome and 626 (US26D) Satin Chrome. Specify finish when ordering separately.

### Cores




DESCRIPTION	PINS	FINISHES	
		606	626
	Small Format, Best® Compatible - Uncombined	6 Pin 7 Pin	I5206 -8 I5207-8
	Small Format, Best® Compatible - Combined	6 Pin 7 Pin	I5206-1-8 I5207-1-8
	Large Format, Schlage® Compatible Uncombined	6 Pin	I5206-816 I5206-716
	Large Format, Schlage® Compatible - Combined	6 Pin	I5206-8116 I5206-7116

NOTE: Part Numbers Listed For Default Keyway. For Other Keyways, See table below.


### Cylinder Reference Guide

TYPE	LENGTH	PDQ CAM NUMBER
Conventional	1-1/4"	I127-4201
SFIC Housing, 6 Pin	1-1/4"	I54061
SFIC Housing, 7 Pin	1-3/8"	I54061
LFIC Housing	1-1/2"	I54261

### High Security Cylinders

DESCRIPTION	PINS	FINISHES		
		605	613E	626
	Mortise Cylinder 1 1/4"	6 Pin	HSC030-5	HSC030-6 HSC030-7
	Mortise Cylinder 1 1/2"	6 Pin	HSC050-5	HSC050-6 HSC050-7
UL 437 Mortise Cylinder 1-1/4" UL 437 Key in Knob/ Lever Cylinder KD/KA UL 437 Mortise Rim Combo Cylinder 1-1/8" KD/KA	6 Pin	HSC330-5	HSC330-6	HSC330-7
	6 Pin	HSC425-5	HSC425-6	HSC320-7
	6 Pin	HSC320-5	HSC320-6	HSC320-7
	6 Pin	HSC320-5	HSC320-6	HSC320-7

### High Security Cores

DESCRIPTION	PINS	FINISHES	
		606	626
	Small Format, Best® Compatible - Combined	6 Pin	HSC806-8 HSC806-7
	Small Format, Best® Compatible - Combined	7 Pin	HSC807-8 HSC807-7
	Large Format, Schlage® Compatible - Combined	6 Pin	HSC906-8 HSC906-7

NOTE: Part Numbers Listed For Default Keyway. For Other Keyways, See table below.

### Keyways

CONVENTIONAL CYLINDER		SMALL FORMAT INTERCHANGEABLE CORE		LARGE FORMAT INTERCHANGEABLE CORE	
KEYWAY	PDQ KEYWAY DESIGNATOR	KEYWAY (BEST COMPATIBLE)	PDQ KEYWAY DESIGNATOR	KEYWAY (SCHLAGE COMPATIBLE)	PDQ KEYWAY DESIGNATOR
Schlage C (Default)	SCC	BEST A (Default), B, C, D, E, F, G, H, J, K, L, M, Q, R, WA, WB, WG, WH, TB, TD, TE, R	A (Default), B, C, D, E, F, G, H, J, K, L, M, Q, R, WA, WB, WG, WH, TB, TD, TE, R	Schlage C (Default)	SCC
PDQ Restricted	TA			PDQ Restricted	TA
Arrow AR1	AR1				
Corbin 59A1	CO59A1				
Corbin 60	CO6				
Corbin L4	CL4				
Russwin D1	RUD				
Russwin 981	RUD981				
Schlage E	SCE				
Schlage C	SCC				
Schlage C-K	SCC-K				
Sargent LA	SAL				
Sargent RA-RC	RA-RC				
Accentra (Yale) E1R	YA8				
Accentra (Yale) GA	GA				
Falcon E-R	FAL				
Kwikset	KW				

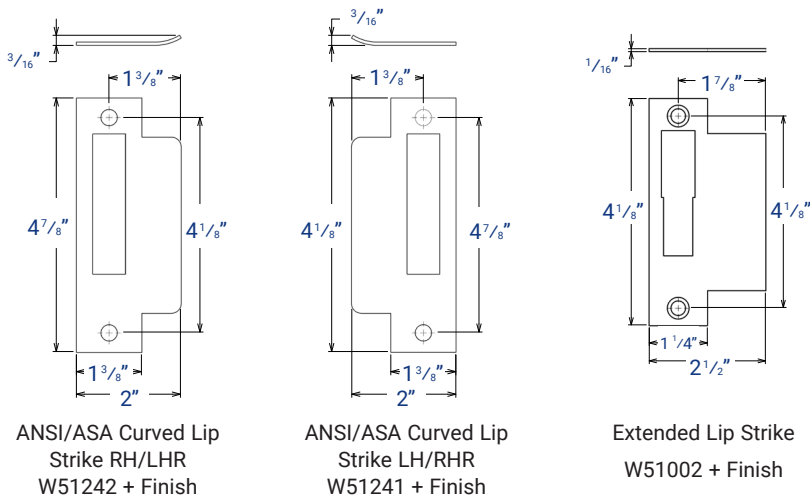
### Keying

DESCRIPTION	PDQ KEYING DESIGNATOR
Keyed Different (Default)	KD
Keyed Alike	KA
"O" Zero Bitted	KO
Master Keyed	MK
Construction Master Keyed	CMK
Grand Master Keyed	GMK

Series

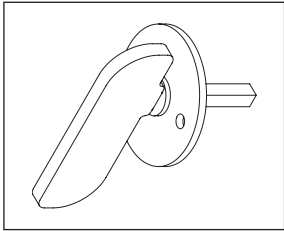
DESCRIPTION	FINISHES						
	605	606	612	613E	625	626	630
1-1/4" x 4-7/8" ANSI/ASA Curved Lip (LH/ RHR)	W51241-	W51241-	W51241-	W51241-	W51241-	W51241-	W51241-
1-1/4" x 4-7/8" ANSI/ASA Curved Lip (RH/ LHR)	W51242-	W51242-	W51242-	W51242-	W51242-	W51242-	W51242-
Extended Straight Lip	W51002-	W51002-	W51002-	W51002-	W51002-	W51002-	W51002-

Ordering example: RH Strike, Stainless Steel finish: W51242 630



Options

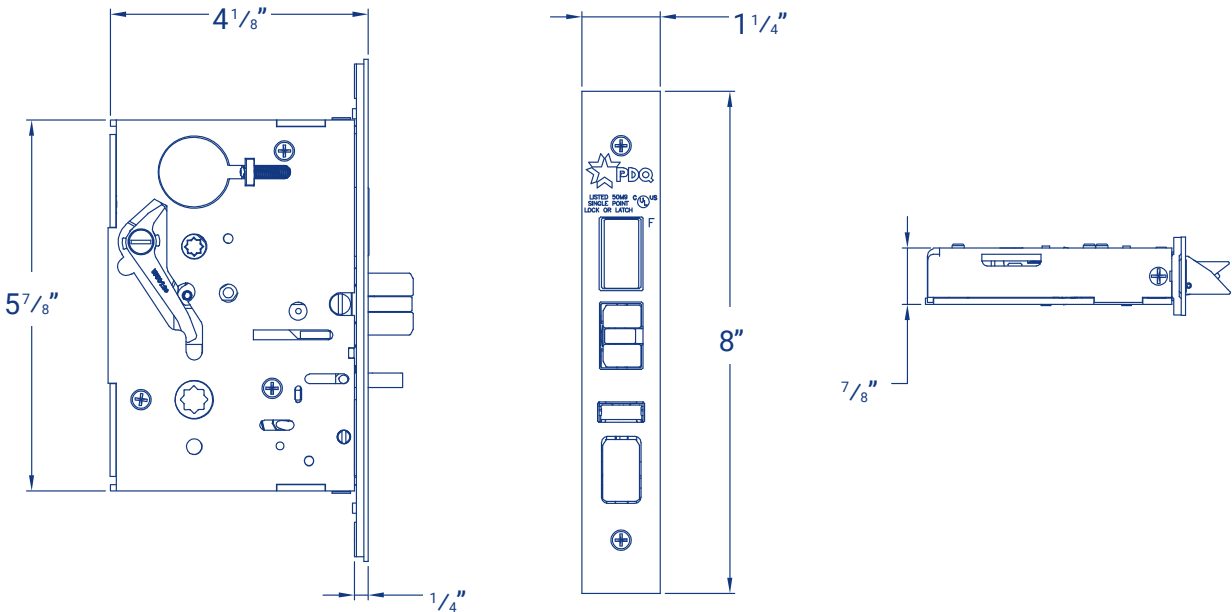
DESCRIPTION
Tactile Abrasive Strip - Inside only (PFSF, PFEF, BFSF and BFEF only)
Tactile Abrasive Strip - Outside only (PFSF, PFEF, BFSF and BFEF only)
Tactile Abrasive Strip - Both Sides (PFSF, PFEF, BFSF and BFEF only)
Security Head Screws
Lead-wrapped Case
Split Finishes
Sectional Single Sided Mounting Assembly
HD Spindle
ADA Compliant Thumbturn



ADA Thumbturn

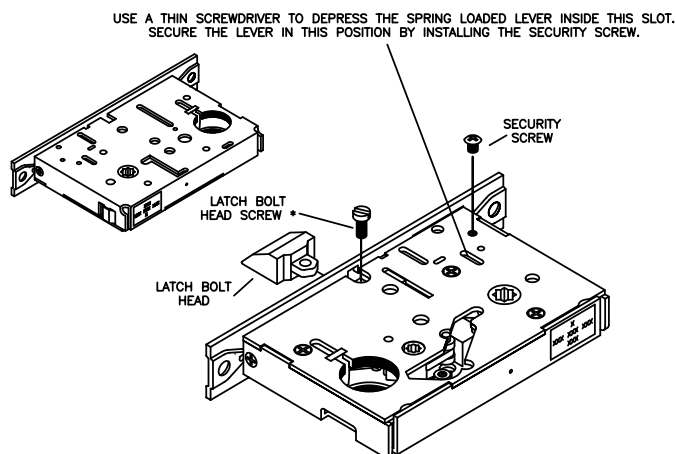
Note: Other Lip sizes available. Contact PDQ Technical Service.

Case Dimensions

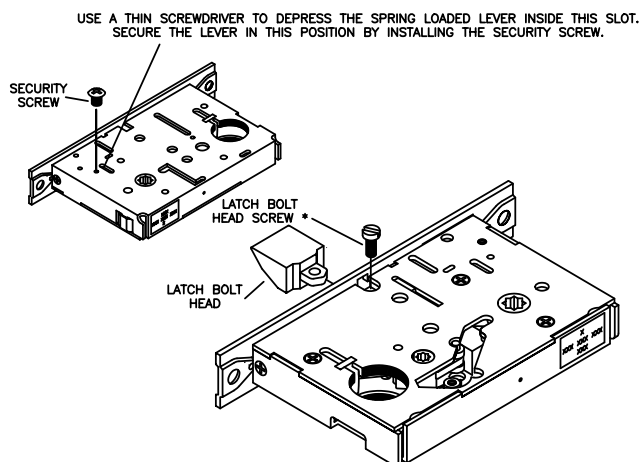


## Handing

PDQ's innovative handing design allows for quick and easy changing in the field. To switch the handing from Right Hand to Left Hand, simply unscrew the Latch Bolt screw and remove the Latch Bolt head. Rotate the Latch Bolt head 180 degrees and reinsert back into the chassis. Insert and tighten the Latch Bolt Screw. We recommend applying Loctite #242 or equivalent to the threads when re-assembling the latch Bolt Screw.



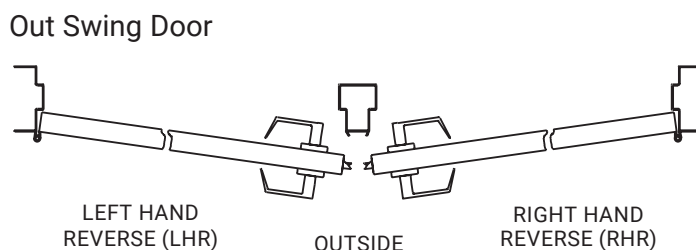
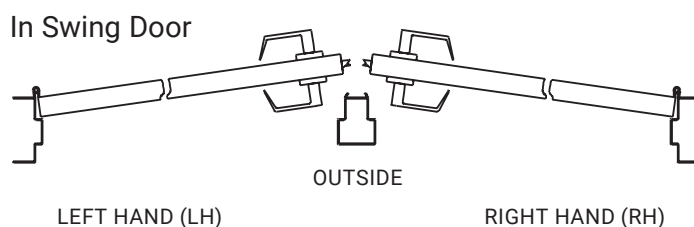
LEFT HAND (LH)



RIGHT HAND (RH)

Shown above is PDQ's Function MR115. For other functions, always consult the Handing Instructions @ [www.pdqlocks.com](http://www.pdqlocks.com).

PDQ Functions MR113, MR114, MR134, MR178, MR186, MR199, MR199A are NOT field reversible.  
For these functions, specify handing when ordering from the factory.



# MJ Series Mortise Deadbolts



SHOWN WITH STANDARD THUMBTURN



SHOWN WITH OPTIONAL "ADA" COMPLIANT THUMBTURN

## Specifications

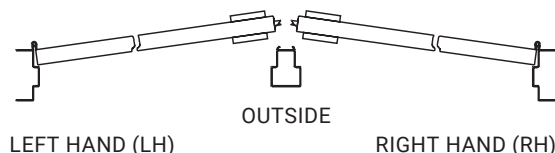
- FOR DOORS:** • 1-3/4".
- BACKSET:** • 2-3/4"
- CASE:** • Steel—Dichromated for corrosion resistance.
- FACEPLATE:** • 1-1/4" x 5-5/8"
- FRONT:** • 2-1/4" x 1" • Stainless Steel or Wrought Brass
- STRIKE:** • 1-1/8" x 3-1/2"
- DEADBOLT:** • 1" Throw • Stainless Steel
- OPTIONAL THUMBTURN:** • ADA Compliant
- HAND:** • Non-handed except for function MJ134 Classroom (See Function Table and How to Order Guide).
- KEYS:** • Two (2) per Lock
- KEYWAYS:** • SCC standard (Schlage C Compatible) • Also available in keyways of other manufacturers
- INTERCHANGEABLE CORE:** • 6 or 7-pin • Compatible with Best, Falcon & Arrow • Large Format IC Cores compatible with Schlage.
- CYLINDER:** • 6 or 7-pin Mortise Cylinder
- KEYING:** • Options: MK, CMK or GMK • Zero Bitted (KO), Keyed Different (KD) or Keyed Alike (KA)
- FINISHES:** • Can be keyed into existing master key systems
- CERTIFICATIONS, LISTINGS, COMPLIANCES:** • 630 (US32D) - Satin Stainless Steel
- WARRANTY:** • ANSI/UL 10C Listed, "Positive Pressure Fire Tests of Door Assemblies" for up to and including 3 hrs.
- 10-Year Limited Warranty

## Cross Reference

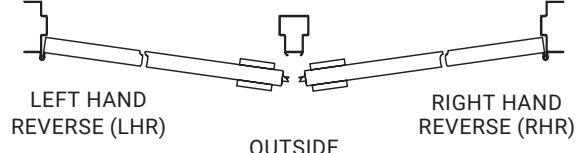
ANSI # A156.5 (A156.13)	PDQ FUNCTION	BEST	CORBIN	DORMA	MARKS #31/32/33 SERIES	SARGENT	SCHLAGE	ACCENTRA
E06081 (F18)	MJ131	48H L	DL4111	D961	L	4876	L464	353
E06071 (F17)	MJ132	48H K	DL4113	D960	K	4875	L460	352
E06061 (F16)	MJ133	48H M	DL4112	D962	M	4874	L462	351
E06091 (F29)	MJ134LH	48H R	DL4117	D963	S	4877	L463	357
	MJ134LH							

## Handing

In Swing Door









Out Swing Door



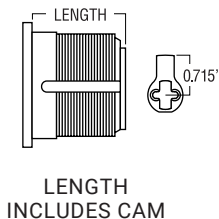
# MJ Series Mortise Deadbolts

## Functions

FUNCTION	FUNCTION NUMBER	OUTSIDE   INSIDE	DESCRIPTION	ANSI NUMBER
Single Cylinder Deadbolt	MR131		<ul style="list-style-type: none"> <li>• Key outside extends/retracts deadbolt</li> </ul>	F18
Cylinder and Thumbturn Deadbolt	MR132		<ul style="list-style-type: none"> <li>• Key outside extends/retracts deadbolt</li> <li>• Thumbturn inside extends/retracts deadbolt</li> </ul>	F17
Double Cylinder Deadbolt	MR133		<ul style="list-style-type: none"> <li>• Key outside extends/retracts deadbolt</li> <li>• Key inside extends/retracts deadbolt</li> </ul>	F16
Classroom Deadbolt	MR134		<ul style="list-style-type: none"> <li>• Key outside extends/retracts deadbolt</li> <li>• Inside cylinder turn retracts but does not extend deadbolt</li> <li>• Not field reversible</li> <li>• Specify handing</li> </ul> 	F29
Single Cylinder Deadbolt w/Indicator (Privacy)	MR232		<ul style="list-style-type: none"> <li>• Key outside extends/retracts deadbolt</li> <li>• Thumb turn inside extends/retracts deadbolt</li> <li>• Indicator outside displays: <ul style="list-style-type: none"> <li>• Occupied when deadbolt is projected</li> <li>• Vacant when deadbolt is retracted</li> </ul> </li> <li>• Indicator, outside — (VACANT/OCCUPIED)</li> </ul>	—

SERIES	FUNCTION	FINISH	CYLINDER	KEYWAY OR HOUSING	KEYING	OPTIONS
MJ	131	630	D	SCC	KD	—
		<b>605</b> <b>606</b> <b>612</b> <b>613E</b> <b>629</b> <b>630</b>	<b>D</b> Default <b>L</b> Less Cylinder <b>SF6</b> Lock is SFIC prepped w/ 6 pin core <b>SF7</b> Lock is SFIC prepped w/ 7 pin core <b>SFL</b> Lock is SFIC prepped but less core <b>SFC</b> Lock is SFIC prepped w/ construction core <b>SFP</b> Lock is SFIC prepped w/ plastic construction core <b>LF6</b> Lock is Schlage LFIC prepped w/ Schlage core <b>LFL</b> Lock is Schlage LFIC prepped but less core <b>LFC</b> Lock is Schlage LFIC prepped w/ construction core			<b>AM</b> — Antimicrobial Coating  *All thumbturns will now be ADA by default

## Cylinder Reference Guide



TYPE	LENGTH	PDQ CAM NUMBER
Conventional	1-1/4"	I127-4204
SFIC Housing, 6 Pin	1-1/4"	I54031
SFIC Housing, 7 Pin	1-3/8"	I54031
LFIC Housing	1-1/2"	I54231

# MJ Series Mortise Deadbolts

## Keyways

CONVENTIONAL CYLINDER		SMALL FORMAT INTERCHANGEABLE CORE		LARGE FORMAT INTERCHANGEABLE CORE	
KEYWAY	PDQ KEYWAY DESIGNATOR	KEYWAY (BEST COMPATIBLE)	PDQ KEYWAY DESIGNATOR	KEYWAY (SCHLAGE COMPATIBLE)	PDQ KEYWAY DESIGNATOR
Schlage C (Default)	SCC	BEST A (Default), B, C, D, E, F, G, H, J, K, L, M, Q, R, WA, WB, WG, WH, TB, TD, TE, R	A (Default), B, C, D, E, F, G, H, J, K, L, M, Q, R, WA, WB, WG, WH, TB, TD, TE, R	Schlage C (Default)	SCC
				PDQ Restricted	TA
PDQ Restricted	TA				
Arrow AR1	AR1				
Corbin 59A1	CO59A1				
Corbin 60	CO6				
Corbin L4	CL4	PDQ Exclusive	PDQ1		
Russwin D1	RUD		PDQ2		
Russwin 981	RUD981		PDQ3		
Schlage E	SCE	PDQ Exclusive and Restricted			
Schlage C	SCC				
Schlage C-K	SCC-K				
Sargent LA	SAL				
Sargent RA-RC	RA-RC				
Accentra (Yale) E1R	YA8				
Accentra (Yale) GA	GA				
Falcon E-R	FAL				
Kwikset	KW				

## Keying

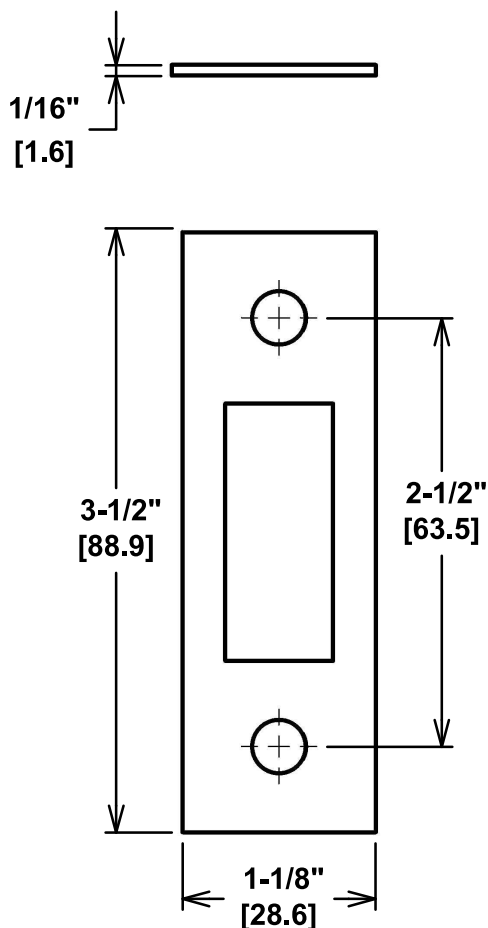
DESCRIPTION	PDQ KEYING DESIGNATOR
Keyed Different (Default)	KD
Keyed Alike	KA
"O" Zero Bitted	KO
Master Keyed	MK
Construction Master Keyed	CMK
Grand Master Keyed	GMK

## Finishes



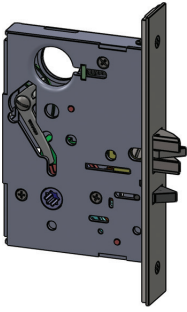
630 (US32D)  
Satin Stainless Steel,  
No Coating

## Mortise Deadbolt





## Suggested Architectural Specifications



Shall be manufactured in the United States by PDQ Industries, Inc., Lancaster, Pennsylvania, USA.

Shall be certified to ANSI/BHMA A156.13, Operational Grade 1 and Security Grade1.

Shall be UL/CUL 10C listed for 3 hrs, for single doors up to 4'0" x 8'0".

Shall comply with ADA (Americans with Disabilities Act) and ICC/ANSI 117.1 for Accessible and Usable Buildings.

Shall meet the requirements of the Buy American Act.

Shall conform to Federal Specification FF-H-106

Shall be Windstorm Resistant Product Listed-ANSI A250.13- 2005, ASTM E1886-02, ASTM E330-02, Outswing: 350 ft-lbs., N/R, Design Load Rating: 2453 lbf. (functions with deadbolts only).

Shall exceed 5 million duty cycles as attested by an independent third party laboratory.

Shall utilize a motor drive device for electrified fail secure/fail safe modes. Motor drive shall utilize SMARTSENSE™ input voltage technology.

Shall be offered with mechanical indicators showing "LOCKED/UNLOCKED" and "VACANT/OCCUPIED". Red and Green shall comply with ANSI Z535.1 safety colors.

Shall be constructed with 12 gage heavy duty alloy steel case.

Shall utilize a single cam for all locking functions.

Shall be designed for ANSI/BHMA 156.116 mortise lock door prep.

Shall accommodate field reversible handing.

Deadbolt, Latchbolt and Anti-friction, Deadlatch and Stop Works shall be fabricated using stainless steel.

Armour plate shall be fabricated using stainless steel.

Shall be offered in conventional mortise cylinders, Best small format interchangeable cores and Schlage large format (full size interchangeable cores).

Shall be offered in Schalge C and Best A keways, keyways be others.

Shall be offered in PDQ Exclusive and Restricted keyways.

Shall be offered with UL437 High Security cylinders.

Shall be offered in sectional and escutcheon trim options.

Escutcheon trim and levers shall be fabricated using stainless steel.

Shall be offered in a variety of lever designs including Boston, Chicago, Dallas, Memphis, Miami, Orlando, Philadelphia and Ball Knobs.

Shall be offered in a variety of ANSI/BHMA 156.18 finishes including 605 - Bright Brass, 606 - Satin Brass, 612 - Satin Bronze, 613E - Dark Oxidized Satin Bronze (Equivalent), 625 - Bright Chrome, 625 - Satin Chrome, 629 Bright Stainless Steel and 630 - Satin Stainless Steel.

Shall be offered with a limited lifetime warranty.



## SECURING CONFIDENCE **OPENING** **POSSIBILITIES**

**Phone:** 717.656.4281

**Tech Support:** 800.441.9692

**Email:** [help@pdqlocks.com](mailto:help@pdqlocks.com)

**Headquarters:** 2230 Embassy Drive, Lancaster, PA  
17603 P.O Box 6426, Lancaster, PA 17607

**Regional Distribution Centers:** Lancaster, PA | Norcross,  
GA | Auburn, WA

**Middle East Manufacturing:** Dammam, Kingdom of  
Saudi Arabia