ALARM CONTROLS
ASSA ABLOY

Product Catalog

Experience a safer
and more open world

ALARM CONTROLS

ASSA ABLOY

Product Catalog

About
Alarm Controls

Alarm Controls maintains our commitment to supplying quality access control equipment, just as we have since we were founded in 1971.

For over 50 years, we have excelled at meeting our customers' requirements with a broad line of standard products at an exceptional value.

Alarm Controls is proud to be part of ASSA ABLOY, more specifically part of the group based out of Phoenix, AZ, offering premium customer care, ease of ordering and short lead times that our customers have grown accustomed to over the years.

We remain committed to delivering custom solutions, too! As always,

"YOU DREAM IT. WE BUILD IT."

ALARM CONTROLS®

ASSA ABLOY

Experience a safer
and more open world

Magnetic Locks & Accessories
- 320S ____ 3
- 600 Series ____ 4-6
- 1200 Series ____ 7-9
- Delayed Egress ____ 10
- Lock N' A Box ____ 11
- Magnetic Lock Comparison Chart ____ 12-13

Magnetic Lock Accessories
- Drop Plates, Dress Covers ____ 15
- GDH Glass Door Holder, Filler Plates, Installation Tools ____ 16
- L Brackets, Z Brackets ____ 17-18
- Armature & Mounting Plates ____ 18
- Cross Reference Guide ____ 19-20

Request to Exit Stations & Egress Devices
- KR Series - Latching ____ 22
- TS-32 - Latching ____ 23
- PBL Series - Latching ____ 24
- PBM Series - Momentary ____ 25
- EB Series – Request to Exit Egress Stations ____ 26
- Request to Exit Stations ____ 27-41
- Request to Exit Stations with Pneumatic Push Button Timers ____ 42-45
- Vandal Resistant Push Buttons ____ 46-48
- Under Desk Door Release ____ 49
- Emergency Door Releases ____ 50-52
- No Touch Sensors ____ 53-54
- Hazardous Environment Request to Exit ____ 55
- Push Plates ____ 56-57
- Motion Sensor ____ 58
- Egress Devices – Push Bars ____ 59
- Switch Information Guide ____ 60

Remote Plates
- Remote Plates – Mini ____ 62-63
- Remote Plates - Remote Key Switch Plates ____ 64-65
- Remote Plates – Narrow, Single ____ 66-78

Key Switches
- KA Series – Ace Terminal ____ 80
- KA Series – Flat Key ____ 81
- Mortise Cylinder Stations ____ 82
- Mortise Cylinder Accessories ____ 83
- Mounting Plates ____ 84

Digital Keypads
- KP-100A ____ 86
- KP-200 ____ 87
- KP-300 ____ 88
- KP-400 ____ 89

Electric Strikes
- AES-100 ____ 91
- AES-200 ____ 92
- AES-300 ____ 93
- AES Series Comparison Chart ____ 94

Monitoring & Control Stations
- Monitoring & Control Stations – Momentary & Latching ____ 96-99
- Desktop Consoles ____ 100
- Control Panels ____ 101

Power
- Power Supplies ____ 103
- Distribution Boards ____ 104-105
- Door Loops ____ 106

Power Accessories
- Accessories ____ 108
- Armored Cables ____ 108

System Accessories
- Wireless Transmitters ____ 110
- Mounted Buzzers ____ 111-112
- Buzzers ____ 112-115
- Timers ____ 115
- Switches ____ 116-117
- LEDs ____ 118

Warranty ____ 119-120

Index ____ 123-124

MagneticLocks

320S
Magnetic Cabinet Lock

Bracket mounted, single magnetic lock with 300 lbs holding force. This versatile maglock is easy to install, operates at 12 or 24 VDC and is ideal for cabinets and showcases.

Features

Standard Features

- Built-in arc suppression
- Instant release, no hysteresis
- Self-drilling TEC screws
- Non-aluminum parts are plated to resist corrosion
- E-Z mount header bracket and template provided for easy installation, no special tools required
- Can be used with any access control system
- Ideal for cabinets and showcases
- Clear anodized, (US28) finish standard
- Limited lifetime warranty

Options

- **DURO** Duranodic finish (US 40) available, add DURO to end of standard part number when ordering.

Specifications

Holding Force

- 300 lbs

Dimensions

- Magnet size: 6-11/16" L x 1-1/2" H x 1-3/16" W
- Armature size: 5-1/2" L x 1-1/4" H x 7/16" W

Electrical

- Operates on 12 or 24 VDC, field selectable
- Low current draw: 250 mA at 12 VDC, 130 mA at 24 VDC

Operating Temperature

- +14 to +131F [-10 to +55C]

© 2025, Hanchett Entry Systems, Inc., an ASSA ABLOY Group company. | Patent pending and/or patent www.assaabloydss.com/patent

600S, 600LB
Single Magnetic Lock

Bracket mounted, single magnetic lock with 600 lbs holding force, that can be easily installed without special tools and used with any access control system. Ideal for high-use areas for traffic control in interior applications. Available with LED, bond sensor and door status signalling options.

Features

Standard Features

- **600S** Standard model
- **600LB** Magnetic lock with indicating LED, bond sensor, and door status sensor.
- Built-in arc suppression
- Instant release, no hysteresis
- Self-drilling TEC screws
- Non-aluminum parts are plated to resist corrosion
- E-Z mount header bracket and template provided for easy installation, no special tools required
- Can be used with any access control system
- Clear anodized (US28) finish standard
- Limited lifetime warranty

Options

- **DURO** Duranodic finish (US 40) available, add DURO to end of standard part number when ordering.
- Dress covers in polished chrome and brass available. See "Magnetic Lock Accessories" for options.

Specifications

Certifications & Listings

- UL 294 recognized component
- UL 10C fire rated
- CAN/ULC-S104 fire door conformant
- UL 864 listed
- CAN/ULC-S527 listed

Holding Force

- 600 lbs

Dimensions

- Magnet size: 9-7/8" L x 1-11/16" H x 1" W
- Armature size: 7-1/4" L x 1-1/2" H x 1/2" W

Electrical

- 12 or 24 VDC, field selectable
- Current draw: 505 mA at 12 VDC, 260 mA at 24 VDC
- 600LB bond sensor has SPDT 3A relay contacts

Operating Temperature

- +14 to +131F [-10 to +55C]

www.alarmcontrols.com | 800.645.5538
© 2025, Hanchett Entry Systems, Inc., an ASSA ABLOY Group company. | Patent pending and/or patent www.assaabloydss.com/patent

600D, 600DLB
Double Magnetic Lock

Double magnetic lock with 600 lbs of force, per door, allows control of both doors within a double door configuration. Bracket mounted and easy to install double magnetic locks can be used with any access control system and are available with LED, bond sensor and door status signalling to ensure a securely powered and sealed double door.

Features

Standard Features

- **600D** Standard double magnetic lock
- **600DLB** Magnetic lock with indicating LED, bond sensor and door status sensor
- Built-in arc suppression
- Instant release, no hysteresis
- Self-drilling TEC screws
- Non-aluminum parts are plated to resist corrosion
- E-Z mount header bracket and template provided for easy installation, no special tools required
- Can be used with any access control system
- Clear anodized (US28) finish standard
- Limited lifetime warranty

Options

- **DURO** Duranodic finish (US 40) available, add DURO to end of standard part number when ordering.
- Dress covers in polished chrome and brass available. See "Magnetic Lock Accessories" for options.

Specifications

Certifications & Listings

- UL 294 recognized component
- UL 10C fire rated
- CAN/ULC-S104 fire door conformant
- ULC-S527 listed
- UL-864 listed

Holding Force

- 600 lbs, per magnet

Dimensions

- Magnet size: 19-3/4" L x 1-7/8" H x 1" W
- Armature size: 7-1/4" L x 1-1/2" H x 5/8" W

Electrical

- 12 or 24 VDC, field selectable
- Current draw, per magnet: 505, mA at 12 VDC, 260 mA at 24 VDC
- 600DLB bond sensor has SPDT 3A relay contacts, per magnet

Operating Temperature

- +14 to +131F [-10 to +55C]

© 2025, Hanchett Entry Systems, Inc., an ASSA ABLOY Group company. | Patent pending and/or patent www.assaabloydss.com/patent

600WP
Weather Resistant Magnetic Gate Lock



Magnetic gate lock with 600 lbs of holding force provides weather resistant access control for perimeter applications. Ideal for sliding or swinging gates.

Features

Standard Features

- 12" color coded leads in armored cable with metal end cap
- Use 23/64" diameter drill for blind nuts provided with lock
- Self-drilling TEC screws
- Non-aluminum parts are plated to resist corrosion
- Top mount or side mount with brackets (order separately)
- Completely sealed in stainless steel case
- Ideal for sliding or swinging gates
- Clear anodized (US28) finish standard
- Limited lifetime warranty

Specifications

Holding Force

- 600 lbs

Dimensions

- Magnet size: 8-21/32" L x 1-9/32" H x 1-1/8" W
- Armature size: 7-9/32" L x 1-21/32" H x 1/2" W

Electrical

- Operates on 12 or 24 VDC, field configurable
- Current draw: 500 mA at 12 VDC, 250 mA at 24 VDC

Operating Temperature

- +14 to +131F [-10 to +55C]

www.alarmcontrols.com | 800.645.5538
© 2025, Hanchett Entry Systems, Inc., an ASSA ABLOY Group company. | Patent pending and/or patent www.assaabloydss.com/patent

1200S, 1200LB
Single Magnetic Lock

Bracket mounted magnetic lock with 1200 lbs of holding force that can be easily installed without special tools and used with any access control system. Ideal for high-use areas for traffic control in interior or exterior applications. Available with LED, bond sensor and door status signalling options.

Features

Standard Features

- **1200S** Standard magnetic lock
- **1200LB** Magnetic lock with indicating LED, bond sensor and door status sensor
- Built-in arc suppression
- Instant release, no hysteresis
- Self-drilling TEC screws
- Non-aluminum parts are plated to resist corrosion
- E-Z mount header bracket and template provided for easy installation, no special tools required
- Can be used with any access control system
- Clear anodized (US28) finish standard
- Limited lifetime warranty

Options

- **DURO** Duranodic finish (US 40) available, add DURO to end of standard part number when ordering.
- Dress covers in polished chrome and brass available. See "Magnetic Lock Accessories" for options.

Specifications

Certifications & Listings

- UL 294 listed
- UL 10C fire rated
- CAN/ULC-S104 fire door conformant
- ULC-S527 listed
- UL 864 listed

Holding Force

- 1200 lbs

Dimensions

- Magnet size: 10-1/2" L x 2-7/8" H x 1-1/2" W
- Armature size: 7-1/4" L x 2-3/8" H x 5/8" W

Electrical

- 12 or 24 VDC, field selectable
- Current draw: 505 mA at 12 VDC, 260 mA at 24 VDC
- 1200LB bond sensor has SPDT 3A relay contacts

Operating Temperature

- +14 to +131F [-10 to +55C]

© 2025, Hanchett Entry Systems, Inc., an ASSA ABLOY Group company. | Patent pending and/or patent www.assaabloydss.com/patent

1200D
Double Magnetic Lock

Built to provide 1200 lbs of holding force, per door, for double door configurations, this easy to install magnetic lock includes LED status indicator, bond sensor and door status sensor to signal a powered and securely locked door. Ideal for interior or exterior applications.

Features

Standard Features

- Built-in arc suppression
- Instant release, no hysteresis
- Self-drilling TEC screws
- Non-aluminum parts are plated to resist corrosion
- E-Z mount header bracket and template provided for easy installation, no special tools required
- Can be used with any access control system
- Bond sensor and door status sensors plus bi-color LEDs signal a powered and securely locked door
- Clear anodized (US28) finish standard
- Limited lifetime warranty

Options

- **DURO** Duranodic finish (US 40) available, add DURO to end of standard part number when ordering.
- Dress covers in polished chrome and brass are available. See "Magnetic Lock Accessories" for options.

Specifications

Certifications & Listings

- UL 294 listed
- UL 10C fire rated
- CAN/ULC-S104 fire door conformant
- ULC-S527 listed
- UL 864 listed

Holding Force

- 1200 lbs, per magnet

Dimensions

- Magnet size: 21" L x 2-7/8" H x 1-1/2" W
- Armature size: 7-1/2" L x 2-3/8" H x 5/8" W

Electrical

- 12 or 24 VDC, field selectable
- Current draw, per magnet: 505 mA at 12 VDC, 260 mA at 24 VDC
- Bond sensor has SPDT 3A relay contacts, per magnet

Operating Temperature

- +14 to +131F [-10 to +55C]

www.alarmcontrols.com | 800.645.5538
© 2025, Hanchett Entry Systems, Inc., an ASSA ABLOY Group company. | Patent pending and/or patent www.assaabloydss.com/patent

1200WP
Weather Resistant Magnetic Gate Lock

Magnetic gate lock with 1200 lbs of holding force provides weather resistant access control for perimeter applications. Ideal for sliding or swinging gates.

Features

Standard Features

- 0.5" ID / 0.75" OD conduit fitting pipe thread
- 10" color coded wire leads in plastic jacket
- Blind nuts provided
- Self-drilling TEC screws
- Non-aluminum parts are plated to resist corrosion
- Top mount or side mount with L brackets (order separately)
- Completely sealed in stainless steel case
- Ideal for sliding or swinging gates
- Clear anodized (US28) finish standard
- Limited lifetime warranty

Specifications

Holding Force

- Up to 1200 lbs

Dimensions

- Magnet size: 9-1/16" L x 2-5/8" H x 1-1/16" W
- Armature size:7-9/32" L x 2-5/8" H x 5/8" W

Electrical

- 12 or 24 VDC, field configurable
- Current draw: 500 mA at 12 VDC, 250 mA at 24 VDC

Operating Temperature

- +14 to +131F [-10 to +55C]

Accessories

- **AM6320** Angle Bracket for 600 and 1200 Series Magnetic Locks,1-1/2" x 1"
- **AM6370** Three Piece Z Bracket for 1200 Series Single Magnetic Locks

© 2025, Hanchett Entry Systems, Inc., an ASSA ABLOY Group company. | Patent pending and/or patent www.assaabloydss.com/patent

1200DE
Delayed Egress Magnetic Lock

Bracket mounted, single magnetic lock with 1200 lbs of holding force that can be easily installed without special tools. Designed for applications that require a locking feature that delays the opening of a door. Includes integrated key reset, digital display, and field configurable settings. Code specific models also available. For use on interior and perimeter exit, single, out-swinging doors.

Features

Standard Features

- Choice of English, French/English or Spanish/English voice message
- Digital countdown LED display
- Door prop alarm
- Energy savings mode
- Field configurable settings include:
  - Voice message language
  - Choice of voice and alarm tone or alarm tone only
  - Nuisance delay times 0, 1, 2, 3 seconds
  - Bypass delay times 0, 10, 15, 30 seconds
  - Door movement activation
  - Auto or manual relock
- Integrated two function keyswitch
  - Bypass (REX) and alarm reset
- Required sign included
- Clear anodized (US28) finish standard
- Limited lifetime warranty

Options

- **1200DE-CA15S** California-required 15s exit delay
- **1200DE-CA30S** California-required 30s exit delay
- **1200DE-CH** Chicago-required 15s exit delay, 1s nuisance delay, and 0s bypass time

Specifications

Certifications & Listings

- UL294
- UL10C
- ULC S533

Holding Force

- 1200 lbs

Dimensions

- Magnet size: 10-1/2" L x 2-7/8" H x 2-3/4" W
- Armature housing size: 9-3/4" L x 3" H x 1" W

Electrical

- Input voltage: dual voltage auto sensing 12/24 VDC
- All relay outputs: 1A @ 30 VDC
- Tamper switch rating: 5A @ 125/250 VAC
- Maximum current draw:
  - 825mA @ 12 VDC
  - 490mA @ 24 VDC
- Energy savings mode current draw:
  - 262mA @ 12VDC
  - 165mA @ 24VDC

Operating Temperature

- +32 to +122F [0 to +50C]

www.alarmcontrols.com | 800.645.5538
© 2025, Hanchett Entry Systems, Inc., an ASSA ABLOY Group company. | Patent pending and/or patent www.assaabloydss.com/patent

Lock N' A Box

A complete access control system in a convenient package.

LNB-6

Includes:

- One Model 600S UL listed magnetic lock
- One Model TS-2 UL listed request to exit station
- One Model KP-100A backlit keypad
- One 12 VDC, 700 mA UL listed plug-in power supply with leads
- Ideal for interior doors
- Limited lifetime warranty
- Available with **SREX-100** active request to exit motion sensor. Specify when ordering

Model	Description
LNB-6	600 lb Lock N' A Box
LNB-6-SREX	600 lb Lock N' A Box, includes SREX-100

LNB-12

Includes:

- One Model 1200S UL listed magnetic lock
- One Model TS-2 UL listed request to exit station
- One Model KP-400 weatherproof, vandal resistant backlit keypad
- One 12 VDC, 700 mA UL listed plug-in power supply with leads
- Ideal for interior or exterior doors
- Limited lifetime warranty
- Available with **SREX-100** active request to exit motion sensor. Specify when ordering.

Model	Description
LNB-12	1200 lb Lock N' A Box
LNB-12-SREX	1200 lb Lock N' A Box, includes SREX-100

© 2025, Hanchett Entry Systems, Inc., an ASSA ABLOY Group company. | Patent pending and/or patent www.assaabloydss.com/patent

Magnetic Lock
Comparison Chart

	320S	600S	600L	600LB	600D	600DLB	600WP
Holding Force	300 lbs	600 lbs	600 lbs	600 lbs	600 lbs per magnet	600 lbs per magnet	600 lbs
Electrical							
12 VDC Current Draw	250 mA	505 mA	505 mA	505 mA	505 mA, per magnet	505 mA, per magnet	505 mA
24 VDC Current Draw	130 mA	260 mA	260 mA	260 mA	260 mA, per magnet	260 mA, per magnet	260 mA
Selectable/Configurable 12 or 24 VDC ◆	●	●	●	●	●	●	●
◆ *Refer to catalog page for additional information.*							
Specification							
UL 10C Listed		●	●	●	●	●	
UL 294 Listed		●	●	●	●	●	
CAN4-S104 / CAN-ULC-S533 Listed		●	●	●	●	●	
ULC-S527 Listed		●	●	●	●	●	
UL 864 Listed		●	●	●			
Features							
Bond Sensor				●		●	
Door Status Signal				●		●	
Status LED			●	●		●	
Door Application							
Glass Door w/ Aluminum Frame (Light Security)	●	●	●	●	●	●	●
Wood Door (Light Security)	●	●	●	●	●	●	●
Wood Door (High Security)							
Metal Door (Light Security)	●	●	●	●	●	●	●
Metal Door (High Security)							
Herculite Door (w/out Top or Bottom Rail*)		●	●	●	●	●	
Herculite Door (w/Top or Bottom Rail*)		●	●	●	●	●	
Cabinets	●						●

● = *Preferred application*
* *With correct mounting accessories*

www.alarmcontrols.com | 800.645.5538
© 2025, Hanchett Entry Systems, Inc., an ASSA ABLOY Group company. | Patent pending and/or patent www.assaabloydss.com/patent

Magnetic Lock
Comparison Chart *(cont.)*

	1200S	1200L	1200LB	1200D	1200WP	1200DE
Holding Force	1200 lbs	1200 lbs	1200 lbs	1200 lbs per magnet	1200 lbs	
Electrical						
12 VDC Current Draw	505 mA	505 mA	505 mA	505 mA, per magnet	505 mA	825 mA
24 VDC Current Draw	260 mA	260 mA	260 mA	260 mA, per magnet	260 mA	490 mA
Selectable/Configurable 12 or 24 VDC ◆	●	●	●	●	●	●
◆ *Refer to catalog page for additional information.*						
Specification						
UL 10C Listed	●	●	●	●		●
UL 294 Listed	●	●	●	●		●
CAN4-S104 / CAN-ULC-S533 Listed	●	●	●	●		
ULC-S527 Listed	●	●	●	●		
UL 864 Listed	●	●	●	●		
Features						
Bond Sensor			●	●		●
Door Status Signal			●	●		●
Status LED		●	●	●		
Door Application						
Glass Door (w/ Aluminum Frame)						●
Wood Door (Light Security)						
Wood Door (High Security)	●	●	●	●	●	●
Metal Door (Light Security)						
Metal Door (High Security)	●	●	●	●	●	●
Herculite Door (w/out Top or Bottom Rail*)	●	●	●	●		
Herculite Door (w/Top or Bottom Rail*)	●	●	●	●		
Cabinets						

● = *Preferred application*
* *With correct mounting accessories*

© 2025, Hanchett Entry Systems, Inc., an ASSA ABLOY Group company. | Patent pending and/or patent www.assaabloydss.com/patent

Magnetic Lock Accessories



Magnetic Lock Accessories

Drop Down Plates for Single Locks

Spacer plates for single magnetic locks



PART NUMBER	DESCRIPTION	DIMENSIONS	FINISH
AM3300	1/2" spacer for 600 lb. lock	9-7/8"L x 1"W x 1/2"D	Clear anodized (US28)
AM3305	5/8" spacer for 600 lb. lock	9-7/8"L x 1"W x 5/8"D	Clear anodized (US28)
AM3330	1/4" spacer for 600 lb. lock	9-7/8"L x 1"W x 1/4"D	Clear anodized (US28)
AM6300	1/2" spacer for 1200 lb. lock	10-1/2"L x 1-1/2"W x 1/2"D	Clear anodized (US28)
AM6305	5/8" spacer for 1200 lb. lock	10-1/2"L x 1-1/2"W x 5/8"D	Clear anodized (US28)
AM6330	1/4" spacer for 1200 lb. lock	10-1/2"L x 1-1/2"W x 1/4"D	Clear anodized (US28)

Drop Down Plates for Double Locks

Spacer plates for double magnetic locks

PART NUMBER	DESCRIPTION	DIMENSIONS	FINISH
AM3331	1/4" spacer for 600 lb. lock	19-3/4"L x 1"W x 1/4"D	Clear anodized (US28)
AM3332	1/2" spacer for 600 lb. lock	19-3/4"L x 1"W x 1/2"D	Clear anodized (US28)
AM6331	1/4" spacer for 1200 lb. lock	21"L x 1-1/2"W x 1/4"D	Clear anodized (US 28)
AM6332	1/2" spacer for 1200 lb. lock	21"L x 1-1/2"W x 1/2"D	Clear anodized (US 28)

DUC Dress Covers

For 600 and 1200 lbs Magnetic Locks

- For both single and double magnetic locks
- Easy to install and retrofit existing installations
- Available with Polished Brass and Polished Chrome finishes
- Painted finishes available for all dress covers

PART NUMBER	DESCRIPTION
DUC-1B/DUC-1C	600S Magnetic Lock Dress Cover, Polished Brass (B) or Chrome (C)
DUC-2B/DUC-2C	600L Magnetic Lock Dress Cover, Polished Brass (B) or Chrome (C)
DUC-3B/DUC-3C	600LB Magnetic Lock Dress Cover, Polished Brass (B) or Chrome (C)
DUC-4B/DUC-4C	600D Magnetic Lock Dress Cover, Polished Brass (B) or Chrome (C)
DUC-5B/DUC-5C	600DLB Magnetic Lock Dress Cover, Polished Brass (B) or Chrome (C)
DUC-6B/DUC-6C	1200S Magnetic Lock Dress Cover, Polished Brass (B) or Chrome (C)
DUC-7B/DUC-7C	1200L Magnetic Lock Dress Cover, Polished Brass (B) or Chrome (C)
DUC-8B/DUC-8C	1200LB Magnetic Lock Dress Cover, Polished Bras (B) or Chrome (C)
DUC-9B/DUC-9C	1200D Magnetic Lock Dress Cover, Polished Brass (B) or Chrome (C)

© 2025, Hanchett Entry Systems, Inc., an ASSA ABLOY Group company. | Patent pending and/or patent www.assaabloydss.com/patent

Magnetic Lock Accessories

GDH Glass Door Holder

For 600 and 1200 lbs Magnetic Locks



- Size: 7-5/16" L x 1-3/8" W x 2-1/2 H
- Glass thickness: 1/2" – 5/8"
- Minimum clearance between top of door and door header: 13/64"
- Armature adjustment range: 1"
- Compression mounts armature on frameless glass doors
- Clear anodized (US28) standard finish

Filler Plates



- AM6360: 5/8" filler plate for all 600 and 1200 series magnetic locks
  - Size: AM6360: 10-1/2" L x 3/4" W x 5/8" Thick
- AM6361: 1/2" filler plate for all 600 and 1200 series magnetic locks
  - Size: AM6361: 10-1/2" L x 3/4" W x 1/2" Thick
- Clear Anodized (US28) standard finish

Installation Tools

- **MTK-1** Marking Template Kit for Single Bracket Mounted Maglocks
  - Lightweight Aluminum Construction
  - Instructions printed on template for fast and accurate installation
  - Compatible with: 600S, 600L, 600LB, 1200S, 1200L, 1200LB

Jack Nuts

Provide a reliable and secure method for mounting magnetic locks in metal door frames that are 3/16" thick or less. During installation the body of the jack nut collapses on the back side to form legs which grip the inside of the mounting surface.

- **JN-1 Jack Nut Tool Kit**
  - Jack nut tool kit includes the following: Jack nut installation tool, 25/64" drill bit, 5M mandrel installed in installation tool, 50-5M jack nuts, 50-5M x .75" flat head Phillips machine screws, 1 each of 3M, 4M and 6M mandrel, Metal tool box (holds all items)
  - **JN-50 Pack of 50 (also available separately)**

(Grey metal box shown; actual metal box is white)

JN-1

© 2025, Hanchett Entry Systems, Inc., an ASSA ABLOY Group company. | Patent pending and/or patent www.assaabloydss.com/patent

L Brackets

Fixed Single and Double Lock Brackets; Adjustable Single Lock Mounting Brackets

- Fixed single lock L brackets for 600 or 1200 lbs magnetic locks; Option to include cover.
- Adjustable single lock L bracket for 600 or 1200 lbs magnetic locks
- Fixed double lock L bracket for 600 and 1200 double magnetic locks
- For Duranodic finish US40 (Dark Bronze), please contact the factory

PART NUMBER	DESCRIPTION	DIMENSIONS	FINISH
Fixed Single Lock Brackets:			
AM3320	1/4" L bracket for 600 Series locks	9-7/8"L x 1" x 1-1/2"	Clear anodized (US28)
AM3320C	L bracket for 600 Series single magnetic locks with cover		Clear anodized (US28)
AM6320	5/16" L bracket for 1200 Series locks with cover	10-1/2"L x 1-1/2" x 1"	Clear anodized (US28)
AM6320C	L bracket for 1200 Series single magnetic locks with cover		Clear anodized (US28)
Adjustable Single Lock Brackets:			
AM3325	3/16" adjustable L bracket for 600 Series locks	9-7/8"L x 1-7/8" x 1-3/16"	Clear anodized (US28)
AM6325	1/4" adjustable L bracket for 1200 Series locks	10-1/2"L x 2-5/16" x 2-5/16"	Clear anodized (US28)
Fixed Double Lock Brackets:			
AM3326	5/16" L bracket for 600D and 600DLB Series double locks	19-3/4"L x 1-1/2" x 1"	Clear anodized (US28)
AM6326	1/4 L bracket for 1200D Series double locks	21"L x 1" x 1-1/2"	Clear anodized (US28)

Z Brackets

Decorative Z Bracket with Integrated Dress Cover

- Adjustable mounting bracket for 600 or 1200 lbs Series Single Magnetic Locks
- For use on in-swinging doors
- **AM3370C** for magnetic lock models: 600S, and 600LB
  - Adjustment range: 2" - 2.75"
  - Bracket dimensions: 10"L x 3.5"H
- **AM6370C** for magnetic lock models: 1200S and 1200LB
  - Adjustment range: 2.375" - 3.5"
  - Bracket dimensions: 10.625"L x 4.25"H
- For Duranodic finish US40 (Dark Bronze), please contact the factory

PART NUMBER	DESCRIPTION	FINISH
Z Bracket for 600 Series Single Magnetic Locks		
AM3370	Z bracket for 600 Series single magnetic locks	Clear anodized (US28)

© 2025, Hanchett Entry Systems, Inc., an ASSA ABLOY Group company. | Patent pending and/or patent www.assaabloydss.com/patent

Z Brackets

Decorative Z Bracket with Integrated Dress Cover

PART NUMBER	DESCRIPTION	FINISH
Z Bracket for 600 Series Single Magnetic Locks		
AM3370C	Z bracket with integrated dress cover for 600 Series single magnetic locks	Clear anodized (US28)
Z Brackets for 600 Series Double Magnetic Locks		
AM3375	Z bracket for 600 Series double magnetic locks	Clear anodized (US28)
Z Brackets for 1200 Series Single Magnetic Locks		
AM6370	Z bracket for 1200 Series single magnetic locks	Clear anodized (US28)
AM6370C	Z bracket with integrated dress cover for 1200 Series single magnetic locks	Clear anodized (US28)
Z Brackets for 1200 Series Double Magnetic Locks		
AM6375	Z bracket for 1200 Series double magnetic locks	Clear anodized (US28)

Armature and Mounting Plates

PART NUMBER	DESCRIPTION	DIMENSIONS	FINISH
Armature housing for use on freezer and extra thick doors:			
AM3310	Armature housing for 600 Series	7-7/8"L x 2-1/8"W x 5/8"D	Clear anodized (US28)
AM6310	Amature housing for 1200 Series	8-1/4"L x 3"W x 5/8"D	Clear anodized (US28)
Armature plate for 600 and 1200 Series Magnetic Plates:			
AM3335	Armature plate for 600 Series	7-1/4”L x 1-7/16”W x 9/16”D	Clear anodized (US28)
AM6335A	Armature plate for 1200LB, 1200D	7-1/2”L x 2-5/16”W x 5/8”D	Clear anodized (US28)
Offset armature plate for 600 and 1200 Series Magnetic Plates:			
AM6338	Offset armature for 1200 Series	7-1/2”L x 2-5/16”W x 5/8”D	Clear anodized (US28)
Armature Spacer for 600 and 1200 Series:			
AM3315	1/4" armature spacer for 600 and 1200 Series magnetic locks. Supplied with amature plate mounting hardware. Can be used to mount plate on thick doors	19-3/4"L x 1-1/2" x 1"	Clear anodized (US28)

© 2025, Hanchett Entry Systems, Inc., an ASSA ABLOY Group company. | Patent pending and/or patent www.assaabloydss.com/patent

MODEL 320S

300 lbs Single Lock
Ideal for cabinets and showcases

MODEL 600S

600 lbs Single Lock
Recommended for interior doors

MODEL 600LB

600 lbs Single Lock with Bond Sensor, Door Status Sensor and LED
Recommended for interior doors

MODEL 600D

600 lbs Double Lock
Recommended for interior doors

MODEL 600DLB

600 lbs Double Lock with Bond Sensor, Door Status Sensor and LED
Recommended for interior doors

MODEL 600WP

600 lbs Weatherproof Gate Lock
Recommended for exterior gates

300 and 600 Series Maglocks

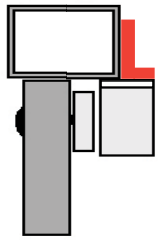

L-Brackets				
	AM3320	AM3320C	AM3325	AM3326
320S				
600S	●	●	●	
600D				●
600DLB				●
600L	●	●	●	
600WP				

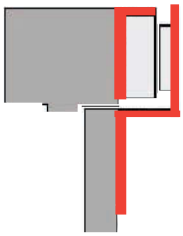

Z-Brackets			
	AM3370	AM3370C	AM3375
320S			
600S	●	●	
600D			●
600DLB			●
600L	●	●	
600WP	●		

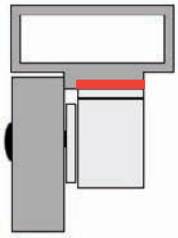

Drop Down Plates for Single Locks			
	AM3300	AM3305	AM3330
	1/2″	5/8″	1/4″
320S			
600S	●	●	●
600L	●	●	●
600LB	●	●	●
600WP			

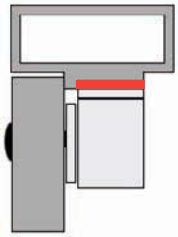

Drop Down Plates for Double Locks		
	AM3331	AM3332
	1/4″	1/2″
600D	●	●
600DLB	●	●

© 2025, Hanchett Entry Systems, Inc., an ASSA ABLOY Group company. | Patent pending and/or patent www.assaabloydss.com/patent

Cross ReferenceGuide (cont.)

MODEL 1200S

1200 lbs Single Lock
Recommended for exterior doors

MODEL 1200LB

1200 lbs Single Lock with Bond Sensor, Door Status Sensor and LED
Recommended for exterior doors

MODEL 1200D

1200 lbs Double Lock with Bond Sensor, Door Status Sensor and LED
Recommended for exterior doors

MODEL 1200WP

1200 lbs Weatherproof Gate Lock
Recommended for exterior gates

1200 Series Maglocks

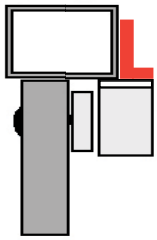

L-Brackets				
	AM6320	AM6320C	AM6325	AM3326
1200S	●	●	●	
1200D				
1200DLB	●	●	●	●
1200L	●	●	●	●
1200WP	●			

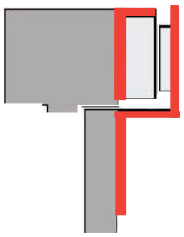

Z-Brackets			
	AM6370	AM6370C	AM6375
1200S	●	●	
1200D			●
1200DLB			●
1200L	●	●	
1200WP	●		

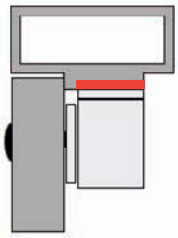

Drop Down Plates for Single Locks			
	AM6300	AM6305	AM6330
	1/2″	5/8″	1/4″
1200S	●	●	●
1200L	●	●	●
1200LB	●	●	●
1200WP			

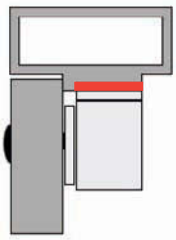

Drop Down Plates for Double Locks		
	AM6331	AM6332
	1/2″	5/8″
1200D	●	●

© 2025, Hanchett Entry Systems, Inc., an ASSA ABLOY Group company. | Patent pending and/or patent www.assaabloydss.com/patent

Push Buttons
& Egress Devices

KR Series
Latching Panic Stations with Key Reset

Single gang panic station with latching key reset. Once activated the push button automatically latches, requiring the use of a key to reset. Ideal for applications requiring a personal response to an alarm condition. Choice of contact configurations ensures compatibility with most systems.

Features

Standard Features

- Single gang stainless steel wall plate, weather resistant to IP40 standards
- 1-1/2" red mushroom button
- Plate screened "EMERGENCY PUSH FOR HELP" to quickly call for assistance
- Alternate action switch

Options

- Plates: multiple finishes and widths available, specify when ordering
- **KR-1KEY** Replacement key

Specifications

Certifications & Listings

- Conforms to IP40

Electrical

- Available in any combination of N/O and/or N/C contact pairs. See table below.
- Contacts rated 10A at 35 VDC or 120 VAC
- Switch connection via screw terminals
- Switch depth behind plate: 2"

Operating Temperature

- -13F to +158 F (-25 to 70 C)

How To Order

MODEL	CONTACTS	PLATE	GUARD RING
KR	**1**	**4**	**GR**
KR Latching Key Reset	**1** - One N/O pair and one N/C pair	**1** - 302 Stainless Steel	**GR** Guard Ring
	2 - 2 N/O pairs	**2** - White	**LUC** Lift Up Cover
	3 - 2 N/C pairs	**3** - Ivory	**(blank)** NONE
	4 - 1 N/C pair	**4** - Red	
	5 - 1 N/O pair	**5** - 1-3/4" Stainless	
		6 - 1-3/4" Red	

www.alarmcontrols.com | 800.645.5538
© 2025, Hanchett Entry Systems, Inc., an ASSA ABLOY Group company. | Patent pending and/or patent www.assaabloydss.com/patent

TS-32
Latching Panic Stations

TS-32

Single gang panic station with latching push button switch that remains active or inactive until actuated again.

Features

Standard Features

- Single gang stainless steel wall plate, weather resistant to IP65 standards
- 1-1/2" red mushroom button
- Plate screened "PUSH FOR EMERGENCY DOOR RELEASE"
- Alternate action switch

Options

- **TS-32B** Black mushroom button
- **TS-32G** Green mushroom button

Specifications

Certifications & Listings

- UL and CSA certified components
- Conforms to IP65

Electrical

- One N/O and one N/C latching contacts
- Contacts rated 10A at 35 VDC or 120 VAC
- Switch connection via screw terminals
- Switch depth behind plate: 2"

Operating Temperature

- -13F to +158 F (-25 to 70 C)

© 2025, Hanchett Entry Systems, Inc., an ASSA ABLOY Group company. | Patent pending and/or patent www.assaabloydss.com/patent

PBL Series
Latching Panic Stations

Single gang panic station with latching push button switch that remains active or inactive until actuated again. Choice of contact configurations ensures compatibility with most systems.

Features

Standard Features

- Single gang stainless steel wall plate, weather resistant to IP65 standards
- 1-1/2" red mushroom button
- Plate screened "EMERGENCY PUSH FOR HELP" to quickly call for assistance
- Alternate action switch

Options

- Plate: multiple finishes and widths available, specify when ordering
- Illumination: long life LED in 6V, 12V, 24V, 120V, specify when ordering
- **GR** Guard Ring
- **LUC** Lift up cover

Specifications

Certifications & Listings

- Conforms to IP65

Electrical

- Available in any combination of N/O and/or N/C contact pairs. See table below.
- Contacts rated 10A at 5 VDC or 120 VAC
- Switch connection via screw terminals
- Switch depth behind plate: 2-1/2"

Operating Temperature

- -13F to +158F (-25 to 70 C)

How To Order

MODEL	CONTACTS	PLATE	ILLUMINATION	GUARD RING
PBL	**1**	**4**	**L2**	**GR**
PBL Latching Operator	**1** - One N/O pair and one N/C pair	**1** - 302 Stainless Steel	**L1** - 6VDC	**GR** Guard Ring
	2 - 2 N/O pairs	**2** - White	**L2** - 12VDC	**LUC** Lift Up Cover
	3 - 2 N/C pairs	**3** - Ivory	**L3** - 24VDC	**(blank)** NONE
	4 - 1 N/C pair	**4** - Red	**L4** - 120VAC	
	5 - 1 N/O pair	**5** - 1-3/4" Stainless		
		6 - 1-3/4" Red		

www.alarmcontrols.com | 800.645.5538
© 2025, Hanchett Entry Systems, Inc., an ASSA ABLOY Group company. | Patent pending and/or patent www.assaabloydss.com/patent

PBM Series
Momentary Panic Stations

Single gang panic station with momentary push button switch that remains active as long as it's depressed. Choice of contact configurations ensures compatibility with most systems

Features

Standard Features

- Single gang stainless steel wall plate, weather resistant to IP65 standards
- 1-1/2" red mushroom button
- Plate screened "EMERGENCY PUSH FOR HELP" to quickly call for assistance
- Momentary action switch

Options

- Plate: multiple plate finishes and widths available, specify when ordering
- Illumination: long life LED in 6V, 12V, 24V, 120V, specify when ordering
- **GR** Guard Ring
- **LUC** Lift up cover

Specifications

Certifications & Listings

- Conforms to IP65

Electrical

- Available in any combination of N/O and/or N/C contact pairs. See table below.
- Contacts rated 10A at 35 VDC or 120 VAC
- Switch connection via screw terminals
- Switch depth behind plate: 2-1/2"

Operating Temperature

- -13F to +158 F (-25 to 70 C)

How To Order

MODEL	CONTACTS	PLATE	ILLUMINATION	GUARD RING
PBM	**1**	**4**	**L2**	**GR**
PBM Momentary Operator	**1** - One N/O pair and one N/C pair	**1** - 302 Stainless Steel	**L1** - 6VDC	**GR** Guard Ring
	2 - 2 N/O pairs	**2** - White	**L2** - 12VDC	**LUC** Lift Up Cover
	3 - 2 N/C pairs	**3** - Ivory	**L3** - 24VDC	**(blank)** NONE
	4 - 1 N/C pair	**4** - Red	**L4** - 120VAC	
	5 - 1 N/O pair	**5** - 1-3/4" Stainless		
		6 - 1-3/4" Red		

© 2025, Hanchett Entry Systems, Inc., an ASSA ABLOY Group company. | Patent pending and/or patent www.assaabloydss.com/patent

EB Series
Request to Exit Egress Stations

Single gang request to exit egress station with momentary push button switch that remains active as long as button is depressed. Choice of contact configurations ensures compatibility with most systems.

Features

Standard Features

- Single gang stainless steel wall plate
- 1-1/2" red mushroom button
- Plate screened "EXIT"
- Momentary action switch

Options

- Plate: multiple finishes and widths available, specify when ordering
- Illumination: long life LED in 6V, 12V, 24V, 120V, specify when ordering
- **GR** Guard Ring
- **LUC** Lift up cover

Specifications

Certifications & Listings

- UL and CSA certified components

Electrical

- Available in any combination of N/O and/or N/C contact pairs. See table below.
- Contacts rated 10A at 35 VDC or 120 VAC
- Switch connection via screw terminals
- Switch depth behind plate: 2-1/2"

Operating Temperature

- -13F to +158F

How To Order

MODEL	CONTACTS	PLATE	ILLUMINATION	GUARD RING
EB	**1**	**4**	**L2**	**GR**
EB Momentary Operator	**1** - One N/O pair and one N/C pair	**1** - 302 Stainless Steel	**L1** - 6VDC	**GR** Guard Ring
	2 - 2 N/O pairs	**2** - White	**L2** - 12VDC	**LUC** Lift Up Cover
	3 - 2 N/C pairs	**3** - Ivory	**L3** - 24VDC	**(blank)** NONE
	4 - 1 N/C pair	**4** - Red	**L4** - 120VAC	
	5 - 1 N/O pair	**5** - 1-3/4" Stainless		
		6 - 1-3/4" Red		

www.alarmcontrols.com | 800.645.5538
© 2025, Hanchett Entry Systems, Inc., an ASSA ABLOY Group company. | Patent pending and/or patent www.assaabloydss.com/patent

TS-1
Request to Exit Station

TS-1

The TS-1 single gang request to exit station with push button and LEDs provides a convenient way to monitor the lock station. LED status indicators provide an at-a-glance visual of system status.

Features

Standard Features

- Switch mounted on single gang wall plate with 430 stainless steel finish
- Large 1-1/2" green mushroom button
- Plate labeled “PUSH TO EXIT” for easy to follow egress instructions
- 1/4" red and green LED status indicators; illuminated with hi-brightness LED
- Momentary action switch

Options

- **TS-1L** with alternate action switch
- **TS-1R** with red mushroom push button
- Finishes: multiple plate finishes available
- Other contact combinations available as custom part

Specifications

Certifications & Listings

- UL 294 listed
- CSA Certified components

Electrical

- One N/O and N/C contact
- Contacts rated 10A at 35 VDC or 120 VAC
- Switch connection via screw terminals
- Switch depth behind plate: 2-1/2"
- LEDs operates on 12 or 24 VAC/VDC, independently wired

Operating Temperature

- -13F to +158 F (-25 to 70 C)

© 2025, Hanchett Entry Systems, Inc., an ASSA ABLOY Group company. | Patent pending and/or patent www.assaabloydss.com/patent

TS-2
Request to Exit Station

TS-2

The TS-2 request to exit station, with square push button, provides a convenient way to add authorized access control to a variety of applications.

Features

Standard Features

- Switch mounted on single gang wall plate with 430 stainless steel finish
- 2" green square push button; Illuminated with hi-brightness LED
- Button labeled “PUSH TO EXIT” for easy to follow egress instructions
- Momentary SPDT action switch

Options

- **TS-2-2** with momentary DPDT output
- **TS-2R** with red push button
- **TS-2ENTER** button labeled "PUSH TO ENTER"
- **TS-2BLANK** button left blank
- **856LEDSM** Replacement LED (5 pack)
- Finishes: multiple plate options available
- Custom legends available as custom part

Specifications

Certifications & Listings

- UL 294 listed

Electrical

- SPDT contacts, rated 10A at 35 VDC or 120 VAC
- Switch depth behind plate: 1-1/2"
- Switch terminated with 10” colored leads
- LED operates on 12 or 24 VAC/VDC

www.alarmcontrols.com | 800.645.5538
© 2025, Hanchett Entry Systems, Inc., an ASSA ABLOY Group company. | Patent pending and/or patent www.assaabloydss.com/patent

TS-2T
Request to Exit Station with Electronic Timer

TS-2T

The TS-2T request to exit station with electronic timer and square push button, provides convenient way to keep the door unlocked for a specified amount of time, allowing for easy entry or egress. The door will relock when the relay time has expired.

Features

Standard Features

- Switch mounted on single gang wall plate with 430 stainless steel finish
- 2" green square push button; illuminated with hi-brightness LED
- Button labeled: “PUSH TO EXIT” for easy to follow egress instructions
- Momentary SPDT timed output
- Timer delay is adjustable 2 to 45 seconds

Options

- **TS-2TD** with DPDT dual timed output
- **TS-2-2T** with two SPDT outputs (one set of momentary, one set of timed contacts)
- **TS-2TRED** with red push button
- **TS-2TENTER** button labeled "PUSH TO ENTER"
- **TS-2TBLANK** button left blank
- **856LEDSM** Replacement LED (5 pack)
- Custom legends available as custom part
- Finishes: multiple plate options available

Specifications

Certifications & Listings

- UL 294 listed

Electrical

- SPDT timed contacts, rated 2A at 35 VDC
- Switch depth behind plate: 2-1/2"
- LED operates on 12 or 24 VAC/VDC

© 2025, Hanchett Entry Systems, Inc., an ASSA ABLOY Group company. | Patent pending and/or patent www.assaabloydss.com/patent

TS-3
Request to Exit Station

TS-3

The TS-3 request to exit station with push button and single LED, provides a convenient way to add authorized access control for a variety of applications. LED status indicator offers an at-a-glance visual of system status.

Features

Standard Features

- Switch mounted on single gang wall plate with 430 stainless steel finish
- 2" green square push button; illuminated with hi-brightness LED
- Button labeled: “PUSH TO EXIT” for easy to follow egress instructions
- 1/2" bright red LED status indicator
- Momentary SPDT action switch

Options

- **TS-3-2** with momentary DPDT output
- **TS-3ENTER** button labeled "PUSH TO ENTER"
- **TS-3BLANK** button left blank
- Finishes: multiple plate options available
- Custom legends available as custom part

Specifications

Certifications & Listings

- UL 294 listed

Electrical

- SPDT contacts, rated 10A at 35 VDC or 120 VAC
- Switch depth behind plate: 1-1/2"
- Switch terminated with 10” colored leads
- LED operates on 12 or 24 VAC/VDC

www.alarmcontrols.com | 800.645.5538
© 2025, Hanchett Entry Systems, Inc., an ASSA ABLOY Group company. | Patent pending and/or patent www.assaabloydss.com/patent

TS-3T
Request to Exit Station with Electronic Timer

TS-3T

The TS-3T request to exit station with electronic timer and square push button, provides a convenient way to keep the door unlocked for a specified amount of time, allowing for easy entry or egress. The door will relock when the relay time has expired. LED status indicator offers an at-a-glance visual of system status.

Features

Standard Features

- Switch mounted on single gang wall plate with 430 stainless steel finish
- 2" green square push button; illuminated with hi-brightness LED
- Button labeled: “PUSH TO EXIT” for easy to follow egress instructions
- 1/2" illuminated red LED status indicator
- Momentary SPDT timed output
- Electronic timer is adjustable 2 to 45 seconds

Options

- **TS-3TD** with DPDT dual timed output
- **TS-3-2T** with two SPDT outputs (one set of momentary, one set of timed contacts)
- Finishes: multiple plate options available
- Custom legends available as custom part

Specifications

Certifications & Listings

- UL 294 listed

Electrical

- SPDT timed contacts, rated 2A at 35 VDC
- Switch depth behind plate: 2-1/2"
- Switch terminated with 10” colored leads
- LED operates on 12 or 24 VAC/VDC

© 2025, Hanchett Entry Systems, Inc., an ASSA ABLOY Group company. | Patent pending and/or patent www.assaabloydss.com/patent

TS-4
Request to Exit Station

TS-4

The TS-4 request to exit station, with square push button, provides a convenient way to add authorized access control to a variety of applications. Blue push button is labeled with ADA symbol to indicate accessibility compliance.

Features

Standard Features

- Switch mounted on single gang wall plate with 430 stainless steel finish
- 2" blue square push button; Illuminated with hi-brightness LED
- Button labeled with ADA symbol
- Momentary SPDT action switch

Options

- **TS-4-2** with momentary DPDT output
- Finishes: multiple plate options available

Specifications

Certifications & Listings

- UL 294 listed

Electrical

- SPDT contacts, rated 10A at 35 VDC or 120 VAC
- Switch depth behind plate: 1-1/2"
- Switch terminated with 10” colored leads
- LED operates on 12 or 24 VAC/VDC

www.alarmcontrols.com | 800.645.5538
© 2025, Hanchett Entry Systems, Inc., an ASSA ABLOY Group company. | Patent pending and/or patent www.assaabloydss.com/patent

TS-4T
Request to Exit Station with Electronic Timer

TS-4T

The TS-4T request to exit station with electronic timer and square push button, provides a convenient way to keep the door unlocked for a specified amount of time, allowing for easy entry or egress. The door will relock when the relay time has expired. Blue push button is labeled with ADA symbol to indicate accessibility compliance.

Features

Standard Features

- Switch mounted on single gang wall plate with 430 stainless steel finish
- 2" blue square push button; illuminated with hi-brightness LED
- Button labeled with ADA symbol
- Momentary SPDT timed output
- Electronic timer is adjustable 2 to 44 seconds

Options

- **TS-4TD** with DPDT with dual timed output
- **TS-4-2T** with two SPDT outputs (one set of momentary, one set of timed contacts)
- Custom plate finishes available as custom part

Specifications

Certifications & Listings

- UL 294 listed

Electrical

- SPDT timed contacts, rated 2A at 35 VDC
- Switch depth behind plate: 2-1/2"
- Switch terminated with 10" colored leads
- LED operates on 12 or 24 VAC/VDC

© 2025, Hanchett Entry Systems, Inc., an ASSA ABLOY Group company. | Patent pending and/or patent www.assaabloydss.com/patent

TS-5
Request to Exit Station

TS-5

The TS-5 request to exit station, with push button and single LED, provides a convenient way to add authorized access control for a variety of applications. Blue push button is labeled with ADA symbol to indicate accessibility compliance. LED status indicator offers an at-a-glance visual of system status.

Features

Standard Features

- Switch mounted on single gang wall plate with 430 stainless steel finish
- 2” blue square push button; illuminated with hi-brightness LED
- Button labeled with ADA symbol
- 1/2" bright red LED status indicator
- Momentary SPDT action switch

Options

- **TS-5-2** with momentary DPDT output
- Finishes: multiple plate options available

Specifications

Certifications & Listings

- UL 294 listed

Electrical

- SPDT timed contacts, rated 10A at 35 VDC or 120 VAC
- Switch depth behind plate: 1-1/2”
- Switch terminated with 10” colored leads
- LED operates on 12 or 24 VAC/VDC

www.alarmcontrols.com | 800.645.5538
© 2025, Hanchett Entry Systems, Inc., an ASSA ABLOY Group company. | Patent pending and/or patent www.assaabloydss.com/patent

TS-5T Series
Request to Exit Station with Electronic Timer

TS-5T

The TS-5T request to exit station with electronic timer, square push button and single LED, provides a convenient way to keep the door unlocked for a specified amount of time, allowing easy entry or egress. The door will relock when the relay time has expired. Blue push button is labeled with ADA symbol to indicate accessibility compliance. LED status indicator offers an at-a-glance visual of system status.

Features

Standard Features

- Switch mounted on single gang wall plate with 430 stainless steel finish
- 2” blue square push button; illuminated with hi-brightness LED
- Button labeled with ADA symbol
- 1/2" red LED status indicator
- Momentary SPDT timed output
- Electronic timer is adjustable 2 to 44 seconds

Options

- **TS-5TD** with DPDT dual timed output
- **TS-5-2T** two SPDT outputs (one set of momentary, one set of timed contacts)
- Custom plate finishes available as custom part

Specifications

Certifications & Listings

- UL 294 listed

Electrical

- SPDT timed contacts, rated 2A at 35 VDC
- Switch depth behind plate: 2-1/2"
- Switch terminated with 10" colored leads
- LED operates on 12 or 24 VAC/VDC

© 2025, Hanchett Entry Systems, Inc., an ASSA ABLOY Group company. | Patent pending and/or patent www.assaabloydss.com/patent

TS-6, TS-8
Request to Exit Stations with LEDs

TS-6

TS-8

The single gang TS-6 and narrow stile TS-8 request to exit stations, with rectangular push button and LED status indicators, provide a convenient way to add authorized access control for a variety of applications. Red and green LED offer an at-a-glance visual indication of system status. TS-6 and TS-8 are available with timer relay for applications that require door to remain unlocked for a specified time.

Features

Standard Features

- **TS-6** switch mounted on single gang wall plate with 430 stainless steel finish
- **TS-8** switch mounted on narrow 1-3/4" wall plate with 302 stainless steel finish
- 5/8" x 7/8" green rectangular push button; illuminated with hi-brightness LED
- Button labeled “PUSH TO EXIT” for easy to follow egress instructions
- 1/4" red and green LED status indicators
- Momentary DPDT action switch

Options

- **TS-6L, TS-8L** with latching DPDT action switch
- **TS-6T, TS-8T** with timed output
  - Timer is adjustable 2 to 45 seconds
- Finishes: multiple plate options available
- Custom legends available as custom part
- Field selectable fail safe or fail secure

Specifications

Certifications & Listings

- UL 294 listed

Electrical

- DPDT contacts, rated 3A at 35 VDC or 120 VAC
- Timed output is SPDT contacts, rated 2A at 35 VDC
- Switch depth behind plate: 1-1/4"
- Switch terminated with 12" colored leads
- Plate LEDs operate on 12 or 24 VDC
- Button LED is 12 VDC; use included resistor for 24 VDC

Operating Temperature

- -13F to +158 F (-25 to 70 C)

www.alarmcontrols.com | 800.645.5538
© 2025, Hanchett Entry Systems, Inc., an ASSA ABLOY Group company. | Patent pending and/or patent www.assaabloydss.com/patent

TS-7, TS-9
Request to Exit Station

TS-7

TS-9

The single gang TS-7 and narrow stile TS-9 request to exit stations with rectangular push button, provide a convenient way to add authorized access control for a variety of applications. TS-7 and TS-9 are available with timer relay for applications that require door to remain unlocked for a specified time.

Features

Standard Features

- **TS-7** switch mounted on single gang wall plate with 430 stainless steel finish
- **TS-9** switch mounted on narrow 1-3/4" wall plate with 302 stainless steel finish
- 5/8" x 7/8" green rectangular push button; illuminated with hi-brightness LED
- Button labeled “PUSH TO EXIT” for easy to follow egress instructions
- Momentary DPDT action switch

Options

- **TS-7L, TS-9L** with latching DPDT action switch
- **TS-7T, TS-9T** with timed output
  - Timer is adjustable 2 to 45 seconds
- Finishes: multiple plate options available
- Custom legends available as custom part
- Field selectable fail safe or fail secure

Specifications

Certifications & Listings

- UL 294 listed

Electrical

- DPDT contacts, rated 3A at 35 VDC or 120 VAC
- Timed output is SPDT contacts rated 2A at 35VDC
- Switch depth behind plate: 1-1/4"
- Switch terminated with 12" colored leads
- Button LED is 12 VDC; use included resistor for 24 VDC

Operating Temperature

- -13F to +158 F (-25 to 70 C)

© 2025, Hanchett Entry Systems, Inc., an ASSA ABLOY Group company. | Patent pending and/or patent www.assaabloydss.com/patent

TS-21
Request to Exit Station

TS-21R *TS-21G* *TS-21B*

The TS-21 request to exit station with push button, provides a convenient way to add authorized access control for a variety of applications. Extra-large 2-1/2" mushroom push button offers a large target for easy entry or egress and is available in multiple colors.

Features

Standard Features

- Switch mounted on single gang wall plate with 430 stainless steel finish
- Extra large 2-1/2" mushroom push button
- Plate labeled "PUSH TO EXIT" for easy to follow egress instructions
- Momentary action switch

Options

- **TS-21B** with black mushroom button
- **TS-21G** with green mushroom button
- **TS-21R** with red mushroom button
- Finishes: multiple plate finishes available
- Custom screening available

Specifications

Electrical

- One N/O and N/C contact, rated 10A at 35 VDC or 120 VAC
- Switch depth behind plate: 2"
- Switch connection via screw terminals

Operating Temperature

- -13F to +158 F (-25 to 70 C)

www.alarmcontrols.com | 800.645.5538
© 2025, Hanchett Entry Systems, Inc., an ASSA ABLOY Group company. | Patent pending and/or patent www.assaabloydss.com/patent

TS-27
Request to Exit Station

TS-27

The narrow stile TS-27 request to exit station with push button, provides a convenient way to add authorized access control for a variety of applications. TS-27 is available with timer relay option for applications that require door to remain unlocked for a specified time.

Features

Standard Features

- Large 1-1/2" mushroom button
- Switch mounted on narrow stile wall plate with 302 stainless steel finish
- Plate screened “PUSH TO EXIT” for easy to follow egress instructions
- Momentary action switch

Options

- **TS-27B** with black mushroom push button
- **TS-27R** with red mushroom push button
- **TS-27T** with timed output
  - Timer is adjustable 2 to 45 seconds
- Finishes: multiple plate finishes available
- Custom screening available

Specifications

Certifications & Listings

- UL 294 listed
- CSA Certified

Electrical

- One N/O and N/C contact, rated 10A at 35 VDC or 120 VAC
- Switch connection via screw terminals
- Switch depth behind plate: 2-1/2"

Operating Temperature

- -13F to +158 F (-25 to 70 C)

© 2025, Hanchett Entry Systems, Inc., an ASSA ABLOY Group company. | Patent pending and/or patent www.assaabloydss.com/patent

TS-36
Request to Exit Station

The TS-36 request to exit station, with push button, provides a convenient way to add authorized access control for a variety of applications. Momentary push button switch remains active as long as it's depressed.

Features

Standard Features

- Switch mounted on single gang wall plate with 430 stainless steel finish
- Large 1-1/2" red mushroom button
- Button engraved "EXIT" with white fill
- Momentary action switch

Options

- **TS-36302** mounted on weather resistant plate with 302 stainless steel finish

Specifications

Certifications & Listings

- UL 294 listed components

Electrical

- One N/O and N/C contact
- Contacts rated 10A at 35 VDC or 120 VAC

www.alarmcontrols.com | 800.645.5538
© 2025, Hanchett Entry Systems, Inc., an ASSA ABLOY Group company. | Patent pending and/or patent www.assaabloydss.com/patent

TS-50
Request to Exit Station

TS-50

The TS-50 request to exit station with push button, provides a convenient way to add authorized access control for a variety of applications. Extra large 2-1/2" mushroom push button offers a large target for easy entry or egress and is available in multiple colors.

Features

Standard Features

- Switch mounted on double gang wall plate with 402 stainless steel finish
- Extra large 2-1/2" red mushroom button
- Plate labeled “PUSH TO EXIT” for easy to follow egress instructions
- Momentary action switch

Options

- **TS-50B** with black mushroom button
- **TS-50G** with green mushroom button
- Finishes: multiple plate finishes available
- Custom screening available

Specifications

Electrical

- One N/O and N/C contact, rated 10A at 35 VDC or 120 VAC
- Switch connection via screw terminals
- Switch depth behind plate: 2"

Operating Temperature

- -13F to +158 F (-25 to 70 C)

© 2025, Hanchett Entry Systems, Inc., an ASSA ABLOY Group company. | Patent pending and/or patent www.assaabloydss.com/patent

TS-14
Request to Exit Station with Pneumatic Timer

TS-14

TS-14NR

The TS-14 request to exit station with pneumatic timer and push button, provides a convenient way to keep the door unlocked for a specified amount of time, allowing for easy entry or egress. The door will relock when the relay time has expired.

Features

Standard Features

- Switch mounted on single gang wall plate with 430 stainless steel finish
- 1-1/2" green mushroom push button
- Plate screened “PUSH TO EXIT” for easy to follow egress instructions
- Pneumatic timer is adjustable 2 to 60 seconds
- Does not require external power for operation

Options

- **TS-14R** with red mushroom push button
- **TS-14N** with switch mounted on narrow 1-3/4" wall plate with 302 stainless steel finish
- **TS-14NR** mounted on narrow wall plate with red push button
- **TS-14302** mounted on weather resistant plate with 302 stainless steel finish
- Finishes: multiple plate finishes available
- Custom screening available

Specifications

Electrical

- One N/O and one N/C contact pair
- Contacts rated 10A at 125/250 VAC
- Switch depth behind plate: 2-1/4"
- Switch time repeatable +/- 10%
- Switch terminated with 10” colored leads

Operating Temperature

- +15 to 120F (-9 to 49C)

www.alarmcontrols.com | 800.645.5538
© 2025, Hanchett Entry Systems, Inc., an ASSA ABLOY Group company. | Patent pending and/or patent www.assaabloydss.com/patent

TS-15, TS-16
Request to Exit Station with Pneumatic Timer

TS-15

TS-16

The narrow stile TS-15 and single gang TS-16 request to exit stations with pneumatic push button timer, provide a convenient way to keep the door unlocked for a specified amount of time, allowing easy entry or egress. The door will relock when the relay time has expired.

Features

Standard Features

- **TS-15** switch mounted on narrow 1-3/4" wall plate with 302 stainless steel finish
- **TS-16** switch mounted on single gang wall plate with 430 stainless steel finish
- 1/4" push button with guard ring
- Plate screened "PUSH TO EXIT" for easy to follow egress instructions
- Pneumatic timer is adjustable 2 to 60 seconds
- Does not require external power for operation
- Timer life: up to 1 million operations

Options

- **TS-16302** mounted on weather resistant plate with 302 stainless steel finish
- Custom screening available

Specifications

Certifications & Listings

- UL 294 listed

Electrical

- Two sets of contacts, one N/O and one N/C, isolated
- Contacts rated 10A at 125/250 VAC
- Switch depth behind plate: 1-1/4"
- Switch time repeatable +/- 10%
- Switch terminated with 10" colored leads

Operating Temperature

- +15 to 120 F (-9 to 49C)

© 2025, Hanchett Entry Systems, Inc., an ASSA ABLOY Group company. | Patent pending and/or patent www.assaabloydss.com/patent

TS-21RPN
Request to Exit Station with Pneumatic Timer

TS-21RPN

TS-21GPN

The TS-21RPN request to exit station with pneumatic timer and push button, provides a convenient way to keep the door unlocked for a specified amount of time, allowing easy entry or egress. The door will relock when the relay time has expired. Extra large 2-1/2" button offers a large target for easy entry or egress and is available in multiple colors.

Features

Standard Features

- Switch mounted on single gang wall plate with 430 stainless steel finish
- 2-1/2" extra large red mushroom push button
- Plate screened “PUSH TO EXIT” for easy to follow egress instructions
- Pneumatic timer is adjustable 2 to 60 seconds

Options

- **TS-21GPN** with extra large green mushroom push button
- Finishes: multiple plate finishes available
- Custom screening available

Specifications

Electrical

- One N/O and one N/C contact
- Contacts rated 10A at 120 VDC
- Switch depth behind plate: 2-1/4"
- Switch time repeatable +/- 10%
- Switch terminated with 10” colored leads

Operating Temperature

- +15 to 120F (-9 to 49C)

www.alarmcontrols.com | 800.645.5538
© 2025, Hanchett Entry Systems, Inc., an ASSA ABLOY Group company. | Patent pending and/or patent www.assaabloydss.com/patent

TS-60
Request to Exit Station with Pneumatic Timer

The TS-60 request to exit station with pneumatic timer and push button, provides a convenient way to keep the door unlocked for a specified amount of time, the door will relock when the relay time has expired. Extra large 2-1/2" red mushroom push button offers a large target for easy entry or egress.

Features

Standard Features

- Switch mounted on single gang wall plate with 430 stainless steel finish
- 2-1/2" extra large red mushroom push button
- Button engraved “PUSH TO EXIT” in white for easy to follow egress instructions
- Pneumatic timer is adjustable 2 to 60 seconds

Options

- **TS-60302** mounted on weather resistant plate with 302 stainless steel finish

Specifications

Electrical

- One N/O contact and one N/C contact
- Contacts rated 10A at 120 VDC
- Switch depth behind plate: 2-1/4"
- Switch time repeatable +/- 10%

Operating Temperature

- +15 to 120F (-9 to 49C)

© 2025, Hanchett Entry Systems, Inc., an ASSA ABLOY Group company. | Patent pending and/or patent www.assaabloydss.com/patent

TS-10, TS-11
Vandal Resistant Request to Exit Station

TS-10

TS-11

The single gang TS-10 and narrow stile TS-11 request to exit stations, with vandal resistant push button and LED status indicators, provide an effective means of locking an exit door while still providing egress during an emergency. Red and green LEDs offer an at-a-glance visual indication of system status. Vandal resistant push buttons are designed for indoor, outdoor, commercial and industrial applications. Both models are available with timer relay for applications that require door to remain unlocked for a specified time.

Features

Standard Features

- **TS-10** switch mounted on single gang wall plate with 430 stainless steel finish
- **TS-11** switch mounted on narrow 1-3/4" wall plate with 302 stainless steel finish
- Vandal resistant 3/4" push button
- Plate is screened "PUSH TO EXIT" for easy to follow access instructions
- Red and green LED status indicators
- Momentary action switch

Options

- **TS-10T, TS-11T** with timer for timed access
- **TS-10302** with weatherproof plate to meet IP65 standards
- Custom screening available

Specifications

Certifications & Listings

- UL 294 listed
- CSA certified components
- IP65 *TS-10302 model only*

Electrical

- DPDT contacts rated 10A at 35 VDC
- Switch depth behind plate: 1-1/2"
- Switch terminated with 12" leads
- Red & green LEDs operate on 12 or 24 VDC

www.alarmcontrols.com | 800.645.5538
© 2025, Hanchett Entry Systems, Inc., an ASSA ABLOY Group company. | Patent pending and/or patent www.assaabloydss.com/patent

TS-12, TS-13
Vandal Resistant Request to Exit Station

TS-12

TS-13

The single gang TS-12 and narrow stile TS-13 request to exit stations, with vandal resistant push button, provide an effective means of locking an exit door while still providing egress during an emergency. Vandal resistant push buttons are designed for indoor, outdoor, commercial and industrial applications. Both models are available with timer relay for applications that require door to remain unlocked for a specified time.

Features

Standard Features

- **TS-12** switch mounted on single gang wall plate with 430 stainless steel finish
- **TS-13** switch mounted on narrow 1-3/4" wall plate with 302 stainless steel finish
- Vandal resistant 3/4" push button
- Plate is screened "PUSH TO EXIT" for easy to follow access instructions
- Momentary action switch

Options

- **TS-12T, TS-13T** with timer for timed access
- **TS-12302** with weatherproof plate to meet IP65 standards
- **TS-12T302** mounted on weather resistant plate with 302 stainless steel finish and timer for timed access
- Custom screening available

Specifications

Certifications & Listings

- UL 294 listed
- CSA certified components
- IP65 *TS-12302 model only*

Electrical

- DPDT contacts rated 10A at 35 VDC
- Switch depth behind plate: 1-1/2"
- Switch terminated with 12" leads

© 2025, Hanchett Entry Systems, Inc., an ASSA ABLOY Group company. | Patent pending and/or patent www.assaabloydss.com/patent

TS-23
Vandal Resistant Request to Exit Station

TS-23

The TS-23 request to exit station, with vandal resisitant push button, provides an effectives means of locking an exit door while still providing egress during an emergency. Vandal resistant push buttons are designed for indoor, outdoor, commercial and industrial applications.

Features

Standard Features

- Switch mounted on single gang wall plate with 430 stainless steel finish
- Vandal resistant 3/4" push button
- Plate screened: “EXIT”
- Momentary action switch

Options

- Finishes: multiple plate finishes available
- Custom screening available

Specifications

Certifications & Listings

- UL 294 listed
- CSA approved components

Electrical

- DPDT contacts rated 10A at 35 VDC
- Switch depth behind plate: 1-1/2"
- Switch terminated with 12" leads

www.alarmcontrols.com | 800.645.5538
© 2025, Hanchett Entry Systems, Inc., an ASSA ABLOY Group company. | Patent pending and/or patent www.assaabloydss.com/patent

TS-18, TS-19, TS-20
Under Desk Door Release

The TS-18, TS-19, and TS-20 are push button controlled under desk/counter door releases for remote control of doors and access controls. Ideal for front desk and reception or hard to wire areas that require discreet control of locking devices.

Features

Standard Features

- **TS-18** with momentary action switch
- **TS-19** with one N/O and one N/C momentary action switch, can be used with either provided switch
- **TS-20** with alternate action switch ; can be used with either provided switch
- Black ABS plastic box with two mounting ears
- Surface mounted push button protected with 1" guard ring
  - Depressing push button operates switch contacts

Options

- **TS-18D** with DPDT switch
- **TS-20D** with DPDT switch

Specifications

Certifications & Listings

- UL 636 listed
- CSA certified components

Electrical

- **TS-18, TS-20** SPDT contacts rated 4A at 28 VDC
- **TS-18, TS-20** Switch terminated with 12" leads
- **TS-19** momentary contacts rated .75A at 125 VDC

© 2025, Hanchett Entry Systems, Inc., an ASSA ABLOY Group company. | Patent pending and/or patent www.assaabloydss.com/patent

DE-1
Delayed Exit Timer

DE-1

The DE-1 provides an effective means of securing an exit door while still providing egress during an emergency. Alarm will sound with unauthorized door entry. Key switch reset is required to re-lock the door unless field wired for auto re-lock.

Features

Standard Features

- Mounted on double gang stainless steel wall plate
- Key switch reset and re-lock
- Countdown buzzer and flashing lamp during timing mode
- 2" square push button; illuminated with hi-brightness LED
- Plate screened: “ALARM WILL SOUND”
- Button labeled: “PUSH AND HOLD FOR EMERGENCY DOOR RELEASE”
- Nuisance time delay: 0, 1, 2, or 3 seconds (field selectable)
- Max current draw is 60 mA
- 12 to 24 VDC
- Adjustable time delay from 2 to 30 seconds
- 85 dB at 3 feet

Options

- **DE-1RED** with red push button

Specifications

Dimensions

- Enclosure: 1-1/2"H x 3"W x 3"L

Electrical

- One N/O and one N/C contacts
- Contacts rated 3A at 30 VDC

www.alarmcontrols.com | 800.645.5538
© 2025, Hanchett Entry Systems, Inc., an ASSA ABLOY Group company. | Patent pending and/or patent www.assaabloydss.com/patent

TS-25, TS-26
Emergency Door Release

TS-25

TS-26

The single gang TS-25 and narrow stile TS-26 Emergency Door Release provide effective means of securing an exit door while still providing egress during an emergency.

Features

Standard Features

- **TS-25** switch mounted on single gang wall plate with 430 stainless steel finish
- **TS-26** switch mounted on narrow 1-3/4" wall plate with 302 stainless steel finish
- Plate screened "EMERGENCY DOOR RELEASE ALARM WILL SOUND"
- Switch illuminated with hi-brightness LED; button illuminated when in alarm state
- 85 dB Piezo buzzer
- Alternating DPDT action switch

Options

- Finishes: multiple plate finishes available

Specifications

Electrical

- 12 or 24 VAC/VDC
- Contacts rated 3A at 35 VDC or 120 VAC
- Switch terminated with colored leads

© 2025, Hanchett Entry Systems, Inc., an ASSA ABLOY Group company. | Patent pending and/or patent www.assaabloydss.com/patent

GBS-1
Glass Break Emergency Door Release

The GBS-1 provides immediate unlocking of perimeter and interior doors providing egress during an emergency.

Features

Standard Features

- ABS 757 plastic construction
- **GBS-1GLASS** Replacement glass available

Specifications

Certifications & Listings

- UL 294 listed
- CUL approved components

Dimensions

- 3-1/2"H x 3-1/2"W x 2-1/2"D

Electrical

- SPDT switch rated 10A at 24 VDC

www.alarmcontrols.com | 800.645.5538
© 2025, Hanchett Entry Systems, Inc., an ASSA ABLOY Group company. | Patent pending and/or patent www.assaabloydss.com/patent

NTS
No Touch Request to Exit Station

NTS-1

NTS-2

NTS-3

The NTS No Touch Request to Exit Station uses wireless sensors to reliably allow safe egress or to activate a device with the simple wave of a hand. Designed to reduce the risk of contamination for sensitive applications including: bathrooms, hospitals, labs, schools and offices.

Features

Standard Features

- Stainless steel with vandal resistant face plate
- Sensor detection range up to 4"
- Bi-color Halo LED status indicators
- Plate screened "Wave To Open"
- Time delay settable for 1 to 35 seconds

Options

- **NTS-1** with single gang wall plate (4.5"H x 2.75"W)
- **NTS-2** with double gang wall plate (4.5"H x 4.5"W)
- **NTS-3** with narrow stile wall plate (4.5"H x 1.75"W)

Accessories
(available separately):

- **SMB-01, SMB-01A** Single gang surface mounting box
- **SMB-3, SMB-3D** Narrow stile surface mounting box
- **30203** Single gang, weather resistant surface mount back box

Specifications

Certifications & Listings

- CE Certified

Electrical

- SPDT relay rated 2A at 30 VDC/VAC
- Operates on 12 VDC or 24 VDC

Operating Temperature

- -13 to + 131 F (-25 to 55 C)

© 2025, Hanchett Entry Systems, Inc., an ASSA ABLOY Group company. | Patent pending and/or patent www.assaabloydss.com/patent

NTB Series

Battery Powered No Touch Request to Exit Stations

NTB-1 *NTB-1A* *NTB-2* *NTB-3*

The battery powered No Touch Request to Exit Activation Switches use infrared sensors to reliably allow safe egress or activation of a device with a simple hand presentation.

These request to exit solutions provide greater flexibility and control for sensitive applications, without the need to make costly modifications, extending touch-free access and egress in an easy and affordable way. The NTB Series is a direct replacement for traditional "request to exit" push buttons and can be used to quickly upgrade existing applications to code compliant no touch solutions using existing wiring.

Plug-In DC Line Powered Cable Adapter Harness (Optional)

Features

Standard Features

- Battery or DC powered (optional)
- Low battery LED status indicator
- Wired communication
- Stainless steel with vandal resistant faceplate
- Sensor detection range up 4" for applications that require precise activation
- Built in obstruction detection
- Field-configurable bi-color (red/green) LED status indicators
- Selectable time delay 1 to 10 seconds
- Field-configurable on/off audible tones configurable via jumper
- Plate screened WAVE TO OPEN
- For use with swinging and sliding door applications

Options

- **NTB-1** with single gang wall plate
- **NTB-1A** single gang with ADA symbol
- **NTB-2** with double gang wall plate
- **NTB-2A** double gang with ADA symbol
- **NTB-3** with narrow stile wall plate
- **NTB-3A** narrow stile with ADA symbol
- Available in stainless steel (standard), and black (BK)

Accessories

(available separately):

- **SMB-01, SMB-01A** Single gang surface mounting box
- **SMB-3, SMB-3D** Narrow stile surface mounting box
- **30203** Single gang, weather resistant surface mount back box

Specifications

Certifications & Listings

- UL294 Listed
- CE Certified

Electrical

- DPDT relay rated 2A at 30 VDC/VAC
- 2 AA alkaline batteries (included)
- Optional 12 or 24 VDC hard-powered

Operating Temperature

- -13 to +131F [-25 to +55C]

www.alarmcontrols.com | 800.645.5538

© 2025, Hanchett Entry Systems, Inc., an ASSA ABLOY Group company. | Patent pending and/or patent www.assaabloydss.com/patent

EXP
Hazardous Environment Request to Exit Stations

EXP-1

EXP-15

Explosion Resistant Request to Exit Stations specifically designed for hazardous environments where flammable vapors and gases (Class I) and combustible dust (Class II) may be present or handled.

Features

Standard Features

- Heavy cast NEMA type 7 enclosure
- 2" diameter push button silkscreened with black epoxy ink

Options

- **EXP-1** momentary action switch, button labeled "PUSH TO EXIT"
- **EXP-15** Momentary action switch, button labeled "PANIC"
- Custom screening available

Specifications

Certifications & Listings

- Conforms to Class I, Division I and II, Group B, C, D, E, F, G
- UL and ULC approved for hazardous locations

Dimensions

- 6-1/2"H x 4"W x 4-1/2"D

Electrical

- Contacts rated 5A at 35 VDC or 120 VAC
- One N/O and N/C contact
- Pipe thread 1/2-14 NPT

© 2025, Hanchett Entry Systems, Inc., an ASSA ABLOY Group company. | Patent pending and/or patent www.assaabloydss.com/patent

PN, PT, PS, PD Series
Vandal Resistant Push Plates

PN

PT

PS

PD

Vandal resistant push plates with hardwired switches are designed for automatic door activation and request to exit applications. Push plates are available in narrow, T-style, single and double gang options.

Features

Standard Features

- **PN** 1-7/8" narrow stile plate is suitable for mullion mounting
- **PT/PS** T-Style and Single Gang plates mount on standard single gang electrical box
- **PD** Mounts on standard double gang electrical box
- Machined from solid aluminum with engraved text and anodized finish
- Tamper resistant mounting
- Vandal resistant; Designed for use in high traffic areas
- Pneumatic time delay 2 to 60 seconds

Options

- Finish: multiple plate finish options available
- Plate engraving, available with: “Push to Exit”, “Push to Operate”, “Push to Open”, ADA Symbol, “Emergency Door Release”
- Engraving Fill: multiple options available

Specifications

Certifications & Listings

- UL 294 (6th edition) listed
- NFPA-101

Dimensions

- PN:
  - Plate: 4-1/2"H x 1-7/8"W
  - Button: 4"H x 1-1/2"W
- PT:
  - Plate: 4-1/2"H x 3"W
  - Button: 4"H x 1-1/2"W
- PS:
  - Plate: 4-1/2"H x 3"W
  - Button: 4"H x 2-5/8"W
- PD:
  - Plate: 4-1/2"H x 4-1/2"W
  - Button: 4"H x 4-1/8"W

Electrical

- Pneumatic Switch Specifications:
  - Contact Rating: 2A @ 28VDC
  - Switch depth behind plate: 1.50”
  - Switches terminated in 22AWG colored leads:
    - Normally-Closed Pair- Red
    - Normally-Open Pair- Blue

How To Order

PLATE	SWITCH TYPE	FINISH	ENGRAVING*	PUSH PLATES – PN, PT, PS, PD
PS	**5**	**1**	**1**	**1**
PN - Narrow	**5** - Pneumatic Time Delay (2 to 60 seconds)	**1** - Clear	**1** - Push to Exit	**1** - Black
PT - T-Style		**2** - Bronze	**2** - Push to Operate	**2** - Red
PS - Single Gang		**3** - Brass	**4** - ADA Symbol Push to Open	**3** - White
PD - Double Gang		**4** - Blue	**5** - Emergency Door Release	**4** - Blue
		5 - Black		
		6 - Red		

*** Push to Operate engraving option not available on PN Narrow or PT T-Style Plates. Emergency Door Release engraving option not available on PD Double Gang Plates.**

Part Number Example: PS5-111
For Single Gang Plate with SPDT Momentary Action Switch, Clear Finish, Engraved “Push To Exit” and filled in black in.

www.alarmcontrols.com | 800.645.5538
© 2025, Hanchett Entry Systems, Inc., an ASSA ABLOY Group company. | Patent pending and/or patent www.assaabloydss.com/patent

JP Series
Jumbo Push Plates

JP1

JP2

JP3

Jumbo push plates with hardwired switches are designed for automatic door activation and request to exit applications.

Features

Standard Features

- Machined from steel with screened text
- Designed for use in high traffic areas
- 5-1/2" square steel push plate
- Mounts on a standard double gang electrical box
- Pneumatic time delay 2 to 60 seconds

Options

- Plate screened: available with: “Press to Exit”, “Press to Open”, or “Press to Operate”
- Plate finish: 302 Satin Stainless Steel or Blue wall plate

Specifications

Plate Dimension

- 5-1/2"H x 5-1/2"W

Electrical

- Pneumatic:
  - One N/O and One N/C contact, rated 2A at 12-28 VDC
  - Switch depth behind plate: 2-1/4"
  - Switch time is repeatable +/- 10%
  - Time delay operator does not require power for timing function

Operating Temperature

- Pneumatic: -15F to +120F

JUMBO MODEL	SCREENING	PLATE FINISH	PNUEMATIC TIMER
JP	**1** “Press to Exit” in blue	302 Stainless Steel	JP1-**5**
JP	**2** “Press to Open” with ADA symbol in white	Blue	JP2-**5**
JP	**3** “Press to Operate” in blue	302 Stainless Steel	JP3-**5**

© 2025, Hanchett Entry Systems, Inc., an ASSA ABLOY Group company. | Patent pending and/or patent www.assaabloydss.com/patent

SREX-100
Motion Sensor

Active focused infrared motion sensor is specifically designed for request to exit applications. SREX-100 has an adjustable narrow activation zone and cannot be deceived by objects placed under the door.

Features

Standard Features

- Narrow activation zone is limited to door handle area (range 28" to 48")
- Designed to eliminate cross-traffic activation
- Cannot be deceived by placing objects under door
- Adjustable time delay from 1 to 60 seconds
- Built-in buzzer, can be silenced if required
- Request to exit, keypad or card reader, and door position switch input
- 3 year warranty

Specifications

Certifications & Listings

- UL 294 listed
- CAN/ULC-S319 listed as an access control device

Electrical

- Operates on 12 or 24 VAC or VDC; current draw 155 mA, auto sensing
- DPDT relay with 2A contacts; rated at 1.3A at 30 VDC or 24 VAC
- 14 pin connector with 4 ft of cable

Operating Temperature

- +32F to +120 F (0 to 49C)

www.alarmcontrols.com | 800.645.5538
© 2025, Hanchett Entry Systems, Inc., an ASSA ABLOY Group company. | Patent pending and/or patent www.assaabloydss.com/patent

REB-1A
Request to Exit Push Bar

REB-1A provides mechanical activation for electronic release in a reliable, durable exit bar. Designed for use on electronically locked, non-fire-rated doors or as an initiate device for a delayed egress timer. Pressing the bar activates internal mechanical switches to release the lock.

Features

Standard Features

- Low profile design requires only 1/4" movement for activation
- Mechanical action activates DPDT relay
- 5A rated output to allow free egress or initiate an exit delay timer
- Redundant switches ensure reliable, fault-tolerant operation
- All metal construction
- Includes 16ft 22 AWG 6 conductor cable and armored door cord
- Indoor operation

Options

- Contact the factory for cover plates for retrofit applications. Covers unwanted holes, strengthen mounting area and provides clean aesthetic.
- **REB-1ADURO** with Duranodic (US 40) finish

Specifications

Dimensions

- Length: 36"
- Custom lengths available, please contact factory

Electrical

- Max current 1.5A at 30 VDC

Operating Temperature

- -4 to +185F [-20 to +85C]

© 2025, Hanchett Entry Systems, Inc., an ASSA ABLOY Group company. | Patent pending and/or patent www.assaabloydss.com/patent

Switch Information Guide

Single Pole – Single Throw (SPST)

Switches that have one input and one output (NO or NC) and turn on or off in response to the switch action

Single Pole – Double Throw (SPDT)

Switches with one input and two outputs. When the switch operation occurs, the connection shifts from output A to output B

Double Pole – Single Throw (DPST)

Two SPST switches that operate in tandem using one switch operation so that two outputs turn on or off simultaneously in reaction to the switch operation

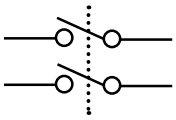

Double Pole – Double Throw (DPDT)

Two SPDT switches that operate in tandem using one switch operation so that each connection shifts simultaneously from its primary output to its secondary output

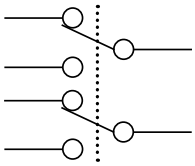

Momentary Switch

A momentary switch changes state during activation and reverts to its original state upon deactivation. A doorbell is a common example of a momentary switch. A timer can be used to extend the effect of the switch operation for a specific amount of time.

Alternate Switch

An alternate switch changes state upon activation and does not change back until reactivated. A light switch is a common example of an alternate switch. Alternate switches are also called maintained or latching switches

Normally Open Contacts (NO)

A normally open contact provides an open circuit where no current is flowing in its usual state.

Wired in parallel for fail secure type electric locks (i.e. electric strike). Activating any switch will apply power, releasing the lock.

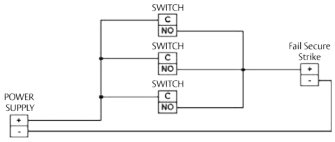

Normally Closed Contacts (NC)

A normally closed contact provides a closed circuit where current is flowing in its usual state.

Wired in Series for fail safe type electric locks (i.e. Securitron Magnalocks). Activating any switch will break power, releasing the lock.

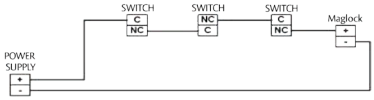

www.alarmcontrols.com | 800.645.5538
© 2025, Hanchett Entry Systems, Inc., an ASSA ABLOY Group company. | Patent pending and/or patent www.assaabloydss.com/patent

Remote**Plates**

MP-20, MP-21
Mini Remote Keyswitch Plates

MP-20 *MP-21*

Miniature sized remote key switch plates for single or double "D" holes. Provides an enhanced installation appearance for commercial and industrial applications.

Features

Standard Features

- **MP-20** 3/4" "D" hole for Key Switch/Ace lock
- **MP-21** 3/4" Double "D" hole for Medeco lock
- Miniature polished chrome plated brass plates
- Mounting screws included
- Easy to clean, smooth finish

Options

- Contact factory for customized options

Specifications

Dimensions

- 1-1/4"W x 2-1/4"L

MP-26
Mini Remote Wall Plates

MP-26 *MP-26A*

Miniature sized remote wall plate with red N/O push button and guard ring. Option for black N/C push button.

Features

Standard Features

- Miniature polished chrome plated brass plates
- 1/4" N/O red push button with guard ring
- Mounting screws included
- Guard ring

Options

- **MP-26A** for N/C black push button
- **K-05** Replacement N/C push button
- **K-13** Replacement N/O push button

Specifications

Dimensions

- 1-1/4"W x 2-1/4"L

Electrical

- N/O contacts rated .75A at 125 VDC

© 2025, Hanchett Entry Systems, Inc., an ASSA ABLOY Group company. | Patent pending and/or patent www.assaabloydss.com/patent

MP-28, MP-29, MP-30, MP-31
Mini Remote Wall Plates

MP-28 *MP-29* *MP-30* *MP-31*

Miniature sized remote wall plate with red, green, bi-colored, or blue LED.

Features

Standard Features

- **MP-28** with 1/4" red LED
- **MP-29** with 1/4" green LED
- **MP-30** with 1/4" bi-colored LED
- **MP-31** with 1/4" blue LED
- Miniature polished chrome plated brass plates
- Mounting screws included

Options

- Add **L** for 1/2" LED (except on MP-30 - no 1/2" bi-color)

Specifications

Dimensions

- 1-1/4"W x 2-1/4"L

Electrical

- Operates on 12 or 24 VDC
- LED current draw 8mA at 12 VDC, 12mA at 24 VDC
- LEDs include flying leads
- L option 1/2" LED current draw 9mA at 12 VDC, 19mA at 24 VDC

MP-44
Mini Remote Wall Plate

Miniature sized remote wall plate with indicating push button.

Features

Standard Features

- Miniature polished chrome plated brass plates
- 2/5" push button changes from black to orange when depressed
- Mounting screws included
- Ideal for zone shunting

Options

- **FA-200** Replacement push button

Specifications

Dimensions

- 1-1/4"W x 2-1/4"L

Electrical

- DPDT alternate action indicating button
- Rated 2A at 28 VDC

© 2025, Hanchett Entry Systems, Inc., an ASSA ABLOY Group company. | Patent pending and/or patent www.assaabloydss.com/patent

RP-01
Remote Key Switch Plates

RP-01

Slimline remote key switch plate with options available for single "D" hole, red LED status indicator and N/C tamper switch.
See Options for hole size and LED selections.

Features

Standard Features

- Slimline 1-1/2" front plate with stainless steel finish
- Aluminum back plate with 3/4" "D" hole for Ace lock
- 1/4" red LED status indicator

Options

- **RP-01M** 3/4" Double "D" hole for Medeco lock, N/C tamper switch
- **RP-01A** N/O tamper switch
- **RP-01MA** 3/4" Double "D" hole for Medeco lock, N/O tamper switch
- **RP-01SG** with single gang plate
- **KA-105, KA-108** Key switch for RP-01
- **KA-109, KA-110** Key switch for M version
- Custom screening available
- **426** back box

Specifications

Dimensions

- 1-1/2"W x 4-1/2"H

Electrical

- N/C tamper switch
- LEDs current draw: 8mA at 12 VDC, 12mA at 24 VDC
- 6" red and black leads

RP-02
Remote Key Switch Plate

Slimline remote ivory key switch plate with white push button and LED status indicator.

Features

Standard Features

- Slimline 1-1/2" front plate with ivory finish
- White flush push button
- Aluminum back plate
- 1/4" red LED status indicator

Options

- **RP-02SS** Front plate in stainless steel finish available
- **426** back box
- **450** Replacement button
- Custom screening available

Specifications

Dimensions

- 1-1/2"W x 4-1/2"H

Electrical

- N/O push button
- LED current draw 8mA at 12 VDC, 12mA at 24 VDC
- 6" red and black leads

www.alarmcontrols.com | 800.645.5538
© 2025, Hanchett Entry Systems, Inc., an ASSA ABLOY Group company. | Patent pending and/or patent www.assaabloydss.com/patent

RP-03
Remote Key Switch Plate

RP-03

Slimline remote key switch plate for single “D” hole. Includes red and green LED status indicators and N/C tamper switch.
See Options for hole size and selections.

Features

Standard Features

- Slimline 1-1/2" front plate with stainless steel finish
- Aluminum back plate with 3/4" “D” hole for Ace lock
- 1/4" red and green LED

Options

- **RP-03M** 3/4” Double “D” hole for Medeco lock, N/C tamper switch
- **RP-03A** N/O tamper switch
- **RP-03MA** 3/4” Double “D” hole for Medeco lock, N/O tamper switch
- **KA-105, KA-108** Key switch for use with RP-03
- **KA-109, KA-110** Key switch for M version
- **RP-03SG** single gang
- **426** back box
- Custom screening available

Specifications

Dimensions

- 1-1/2"W x 4-1/2"

Electrical

- N/C tamper switch
- LED current draw: 8mA at 12 VDC, 12mA at 24 VDC
- 6” red and black lead

RP-04
Remote Wall Plate

RP-04

Single gang remote wall plate with "D" hole for Ace lock. Includes red and green LED status indicators.

Features

Standard Features

- Single gang wall plate with stainless steel finish
- 3/4" “D” hole for Ace lock
- 1/4" red and green LEDs

Options

- **RP-04L** for 1/2" LED
- **KA-105, KA-108** Key switch for use with RP-04
- Finishes: multiple plate finishes available

Specifications

Dimensions

- 2-3/4"W x 4 1/2"

Electrical

- N/C tamper switch
- LED current draw: 8mA at 12 VDC, 12mA at 24 VDC
- LEDs have flying leads
- L option 1/2" LED current draw 9mA at 12 VDC, 19mA at 24 VDC

© 2025, Hanchett Entry Systems, Inc., an ASSA ABLOY Group company. | Patent pending and/or patent www.assaabloydss.com/patent

RP-05
Remote Wall Plate

RP-05

Single gang remote wall plate with white push button and red and green LED status indicators.

Features

Standard Features

- Single gang wall plate with stainless steel finish
- White flush push button
- 1/4" red and green LEDs

Options

- **RP-05SLIM** with slim plate
- **450** replacement push button
- Finishes: multiple plate finishes available

Specifications

Dimensions

- 2-3/4"W x 4 1/2"H

Electrical

- N/O push button rated .5A
- LED current draw 8mA at 12 VDC, 12mA at 24 VDC
- 6" red and black leads

RP-06
Remote Wall Plate



Single gang remote wall plate with double "D" hole for Medeco lock and red and green LED status indicators.

Features

Standard Features

- Single gang wall plate with stainless steel finish
- Double "D" hole for Medeco lock
- 1/4" red and green LEDs

Options

- **KA-109, KA-110** Key switch for use with RP-06
- Finishes: multiple plate finishes available

Specifications

Dimensions

- 2-3/4"W x 4 1/2"H

Electrical

- LED current draw 8mA at 12 VDC, 12mA at 24 VDC
- 6" red and black leads

© 2025, Hanchett Entry Systems, Inc., an ASSA ABLOY Group company. | Patent pending and/or patent www.assaabloydss.com/patent

RP-07
Remote Wall Plate

Single gang remote wall plate with "D" hole for Ace lock and red LED status indicator.

Features

Standard Features

- Single gang wall plate with stainless steel finish
- 3/4" “D” hole for Ace lock
- 1/4" red LED

Options

- **KA-105, KA-108** Key switch for use with RP-07
- Finishes: multiple plate finishes available

Specifications

Dimensions

- 2-3/4"W x 4 1/2"H

Electrical

- LED current draw 8mA at 12 VDC, 12mA at 24 VDC
- 6” red and black leads

RP-08
Remote Wall Plate

Single gang remote wall plate with double "D" hole for Medeco lock and red LED status indicator.

Features

Standard Features

- Single gang wall plate with stainless steel finish
- Double “D” hole for Medeco lock
- 1/4" red LED

Options

- **KA-109, KA-110** Key switch for use with RP-08
- Finishes: multiple plate finishes available

Specifications

Dimensions

- 2-3/4"W x 4 1/2"H

Electrical

- LED current draw 8mA at 12 VDC, 12mA at 24 VDC
- 6” red and black leads

© 2025, Hanchett Entry Systems, Inc., an ASSA ABLOY Group company. | Patent pending and/or patent www.assaabloydss.com/patent

RP-09
Remote Wall Plate

RP-09

RP-09L

Single gang remote wall plate with LED status indicators. See Options for plate size and LED selections.

Features

Standard Features

- 1/4" red and green LEDs, mounted horizontally
- Single gang wall plate with stainless steel finish

Options

- **RP-09L** with 1/2" red and green LEDs, mounted vertically
- **RP-09SLIMLINE** with 1/4" red and green LEDs on 1-1/2" wall plate
- **RP-09LSLIMLINE** with 1/2" LEDs on 1-1/2" plate
- Finishes: multiple plate finishes available

Specifications

Dimensions

- **RP-09, RP-09L**: 2-3/4"W x 4-1/2"H
- **RP-09SL**: 1-1/2"W x 4-1/2"H

Electrical

- 1/4" LED current draw 8mA at 12 VDC, 12mA at 24 VDC
- 1/2" LED current draw 9mA at 12 VDC, 19mA at 24 VDC
- LEDs include flying leads

RP-20
Remote Wall Plate

Single gang remote wall plate with “D” hole for Ace lock

Features

Standard Features

- Single gang wall plate with stainless steel finish
- 3/4" “D” hole for Ace lock

Options

- **KA-105, KA-108** Key switch for use with RP-20
- Finishes: multiple platefinishes available
- Custom screening available

Specifications

Dimensions

- 2-3/4"W x 4-1/2"H

www.alarmcontrols.com | 800.645.5538
© 2025, Hanchett Entry Systems, Inc., an ASSA ABLOY Group company. | Patent pending and/or patent www.assaabloydss.com/patent

RP-21
Remote Wall Plate

Single gang remote wall plate with double “D” hole for Medeco lock

Features

Standard Features

- Single gang wall plate with stainless steel finish
- Double “D” hole for Medeco lock

Options

- **KA-109, KA-110** Key switch for use with RP-21
- Finishes: multiple plate finishes available
- Custom screening available

Specifications

Dimensions

- 2-3/4"W x 4-1/2"H

RP-22
Remote Wall Plate

Single gang remote wall plate with 1-1/8" hole for Sonalert audible indicators.

Features

Standard Features

- Single gang wall plate with satin stainless steel finish
- 1-1/8” hole for SC628 Sonalert audible indicators, or equivalent

Options

- **SC628** sounder
- Finishes: multiple plate finishes available
- Custom screening available

Specifications

Dimensions

- 2-3/4"W x 4-1/2"H

© 2025, Hanchett Entry Systems, Inc., an ASSA ABLOY Group company. | Patent pending and/or patent www.assaabloydss.com/patent

RP-23
Remote Wall Plate

RP-23

Single gang remote wall plate with hole for Piezo sounders and buzzers. See Options for size selections.

Features

Standard Features

- 3/4" hole for PA-100 or PA-300 Piezo sounders
- Single gang wall plate with satin stainless steel finish

Options

- **RP-23A** with 5/8" hole for LA32 Buzzer
- **RP-23ASLIMLINE** with 1-1/2" plate
- Finishes: multiple plate finishes available
- Custom screening available

Specifications

Dimensions

- 2-3/4"W x 4-1/2"H

RP-24, RP-25
Remote Key Switch Plates

RP-24 *RP-25*

Slimline remote key switch plate.

Features

Standard Features

- **RP-24** back plate has “D” hole for Ace lock
- **RP-25** back plate has double “D” hole for Medeco lock
- Slimline 1-1/2" plate with stainless steel finish
- Aluminum back plate with N/O tamper switch

Options

- **RP-24SG** with single gang stainless steel plate
- **KA-105, KA-108** Key switch for use with RP-24
- **KA-109, KA-110** Key switch for use with RP-25
- **426** back box
- Finishes: multiple plate finishes available
- Custom screening available

Specifications

Dimensions

- 1-1/2"W x 4-1/2"

Electrical

- N/O tamper switch
- Contacts rated .75A at 125 VDC

www.alarmcontrols.com | 800.645.5538
© 2025, Hanchett Entry Systems, Inc., an ASSA ABLOY Group company. | Patent pending and/or patent www.assaabloydss.com/patent

RP-26
Remote Wall Plate

RP-26

Remote wall plate with red N/O push button and guard ring. See Options for size and push button selections.

Features

Standard Features

- **RP-26** N/O red push button with guard ring
- Switch mounted on wall plate with stainless steel finish

Options

- **RP-26A** single gang wall plate with N/C black push button with guard ring
- **RP-26SLIM** 1-1/2" slimline wall plate with N/O red push button with guard ring
- **RP-26ASLIM** 1-1/2" slimline wall plate with N/C black push button with guard ring
- **KA-05, KA-13** replacement buttons
- Finishes: multiple plate finishes available
- Custom screening available

Specifications

Dimensions

- 2-3/4"W x 4-1/2"H

RP-27
Remote Wall Plate

RP-27

Single gang remote wall plate with two N/O red push buttons. See Options for size and push button selections.

Features

Standard Features

- **RP-27** with two N/O red push buttons, each with guard ring
- Switch mounted on wall plate with stainless steel finish

Options

- **RP-27A** single gang wall plate with two N/C black push buttons, each with guard ring
- **RP-27SLIM** 1-1/2" plate with two N/C red push buttons, each with guard ring
- **RP-27ASLIM** 1-1/2" plate with black push buttons
- **KA-05, KA-13** replacement buttons
- Finishes: multiple plate finishes available

Specifications

Dimensions

- 2-3/4"W x 4-1/2"H

Electrical

- Momentary contacts rated .75A at 125 VDC
- N/O or N/C push buttons

© 2025, Hanchett Entry Systems, Inc., an ASSA ABLOY Group company. | Patent pending and/or patent www.assaabloydss.com/patent

RP-28
Remote Wall Plate

RP-28

Remote wall plate with red LED. See Options for plate size and LED selections.

Features

Standard Features

- **RP-28** 1/4" red LED
- Switch mounted on single gang wall plate with stainless steel finish

Options

- **RP-28L** with 1/2" red LED
- **RP-28BI** with ¼" bi-colored LED
- **RP-28FLASHING** 1/4" flashing LED
- **RP-28SL** 1-1/2" plate
- **RP-28302** with waterproof 302 plate
- **RP-28L302** with weatherproof 302 plate and 1/2" LEDs
- Finishes: multiple plate finishes available

Specifications

Dimensions

- 2-3/4"W x 4-1/2"H

Electrical

- 1/4" LED operates on 12 or 24 VDC, current draw 8mA at 12 VDC, 12mA at 24VDC
- 1/2" LED operates on 12 or 24 VDC, current draw 9mA at 12 VDC, 19mA at 24VDC
- LEDs have flying leads

RP-29
Remote Wall Plate

RP-29L

Single gang remote wall plate with green LED. See Options for plate size and LED selections.

Features

Standard Features

- **RP-29** 1/4" green LED
- Switch mounted on single gang wall plate with stainless steel finish

Options

- **RP-29L** with 1/2" green LED
- **RP-29SLIMLINE** 1-1/2" plate
- **RP-29L302** 1/2" LEDs and weatherproof 302 plate
- **RP-29LSLIMLINE** 1/2" LED and 1-1/2" plate
- Finishes: multiple finishes available

Specifications

Dimensions

- 2-3/4"W x 4-1/2"H

Electrical

- 1/4" LED operates on 12 or 24 VDC, current draw 8mA at 12 VDC, 12mA at 24VDC
- 1/2" LED operates on 12 or 24 VDC, current draw 9mA at 12 VDC, 19mA at 24VDC
- LEDs have flying leads

© 2025, Hanchett Entry Systems, Inc., an ASSA ABLOY Group company. | Patent pending and/or patent www.assaabloydss.com/patent

RP-30
Remote Wall Plate

Single gang remote wall plate with red LED. Includes hole for switch mounting.

RP-30

RP-30L

Features

Standard Features

- **RP-30** 1/4" red LED
- Single gang wall plate with stainless steel finish
- 1/2" hole for switch mounting

Options

- **RP-30L** with 1/2" red LED
- Finishes: multiple platefinishes available

Specifications

Dimensions

- 2-3/4"W x 4-1/2"H

Electrical

- 1/4" LED operates on 12 or 24 VDC, current draw 8mA at 12 VDC, 12mA at 24VDC
- 1/2" LED operates on 12 or 24 VDC, current draw 9mA at 12 VDC, 19mA at 24VDC
- LEDs have flying leads

© 2025, Hanchett Entry Systems, Inc., an ASSA ABLOY Group company. | Patent pending and/or patent www.assaabloydss.com/patent

RP-33
Remote Wall Plate



Single gang remote wall plate with multiple LED indicators and “D” hole for Ace lock. RP-33 is designed to function as an arming station for a simple burglar alarm panel. With added key switch, sold separately, the LEDs indicate if the panel is armed (red), if the opening is closed/secured (green), and if the alarm has been triggered (yellow).

Features

Standard Features

- Single gang wall plate with stainless steel finish
- 1/4” red, yellow, and green LEDs; hi-brightness illumination
- 3/4” “D” hole for Ace lock

Options

- **RP-33SLIM** 1-1/2" plate
- **KA-105, KA-108** Key switch for use with RP-33
- Finishes: multiple plate finishes available
- Custom screening available

Specifications

Dimensions

- 2-3/4”W x 4-1/2”H

Electrical

- LED operates on 12 or 24 VDC, current draw 8mA at 12 VDC, 12mA at 24VDC
- 6” red and black leads

www.alarmcontrols.com | 800.645.5538
© 2025, Hanchett Entry Systems, Inc., an ASSA ABLOY Group company. | Patent pending and/or patent www.assaabloydss.com/patent

RP-35
Remote Wall Plate

Single gang remote wall plate with multiple LED indicators and white arming push button. Designed to function as an arming station for a simple burglar alarm panel. LEDs indicate if the panel is armed (red), if the opening is closed/secured (green), and if the alarm has been triggered (yellow).

Features

Standard Features

- Single gang wall plate with stainless steel finish
- 1/4" red, yellow, and green LEDs; hi-brightness illumination
- N/O flush white push button

Options

- **450** replacement push button
- Finishes: multiple plate finishes available

Specifications

Dimensions

- 2-3/4"W x 4-1/2"H

Electrical

- LED operates on 12 or 24 VDC, current draw 8mA at 12 VDC, 12mA at 24VDC
- N/O push button, rated .5A
- 6" red and black leads

© 2025, Hanchett Entry Systems, Inc., an ASSA ABLOY Group company. | Patent pending and/or patent www.assaabloydss.com/patent

RP-44, RP-45, RP-46, RP-47, RP-48
Remote Wall Plates

RP-44 *RP-45* *RP-46* *RP-47* *RP-48* *RP-46P/F/M3C*

Remote wall plates with single or multiple indicating push buttons that change from black to orange when depressed. Ideal for applications where zone shunting is required. See Options for size and label selections.

Features

Standard Features

- **RP-44** single switch
- **RP-45** two switches
- **RP-46** three switches
- **RP-47** four switches
- **RP-48** six switches
- Switch(es) mounted on single gang wall plate with stainless steel finish
- Alternate action push buttons change from black to orange when depressed
- Ideal for zone shunting
- Can be converted to momentary operation

Options

- **RP-44SLIM, RP-45SLIMLINE** switch mounted on 1-1/2" wall plate (RP-44 and RP-45 models only)
- **RP-46P/F/M** with Police, Fire, Medical Station labels in black (RP-46 model only)
- **RP-46P/F/M3C** with Police, Fire, Medical Station colored labels (RP-46 model only)
- **FA-200** Replacement button
- Finishes: multiple plate finishes available
- Custom screening available

Specifications

Dimensions

- Varies by plate size

Electrical

- DPDT indicating shunt switches, each contact rated at 2A

www.alarmcontrols.com | 800.645.5538
© 2025, Hanchett Entry Systems, Inc., an ASSA ABLOY Group company. | Patent pending and/or patent www.assaabloydss.com/patent

RP-49
Remote Wall Plate

RP-49

Single gang remote key switch plate with indicating push button and “D” hole for Ace lock.

Features

Standard Features

- Single gang wall plate with stainless steel finish
- Red indicating push button
- 3/4” “D” hole for Ace lock

Options

- **RP-49MOM** with momentary switch
- **KA-105, KA-108** Key switch for use with RP-49
- Finishes: multiple plate finishes available
- Custom screening available

Specifications

Dimensions

- 2-3/4”W x 4-1/2”H

Electrical

- DPDT contact rated 2A at 28 VDC

RP-50
Remote Wall Plate

RP-50

Single gang remote key switch plate with 3/4" "D" hole for lock on backplate and red and green status indicators.

Features

Standard Features

- Single gang wall plate with stainless steel finish
- 1/4” red and green LEDs; hi-brightness illumination
- 3/4” “D” hole on back plate for Ace lock

Options

- **RP-50M** with double "D" hole for Medeco lock
- **KA-105, KA-108** Key switch for use with RP-50
- **KA-109, KA-110** Key switch for M version
- Finishes: multiple plate finishes available

Specifications

Dimensions

- 2-3/4”W x 4-1/2”H

Electrical

- LEDs operate on 12 or 24 VDC, current draw 8mA at 12 VDC, 12mA at 24VDC
- N/C tamper switch, contacts rated .75A at 125 VDC
- 6” red and black leads

© 2025, Hanchett Entry Systems, Inc., an ASSA ABLOY Group company. | Patent pending and/or patent www.assaabloydss.com/patent

RP-100
Remote Wall Plate

Single gang remote wall plate with white push button.

RP-100

Features

Standard Features

- Single gang wall plate with stainless steel finish
- White flush push button

Options

- **RP-100302** with weather resistant 302 stainless steel plate
- **RP-100SLIM** 1-1/2" plate
- **450** replacement push button
- Finishes: multiple plate finishes available
- Custom screening available

Specifications

Dimensions

- 2-3/4”W x 4-1/2”H

Electrical

- N/O push button, rated .5A at 35 VDC

See System Accessories for replacement components, buttons, and LEDs.

© 2025, Hanchett Entry Systems, Inc., an ASSA ABLOY Group company. | Patent pending and/or patent www.assaabloydss.com/patent

KeySwitches



KA Series
Ace Terminal Key Switches



KA-105

Ace round on-off key switch lock supplied with two keys. Key is removable in ON or OFF position, depending on model.

Features

Standard Features

- Ace round switch key
- Supplied with two keys

Options

- Key removable in multiple positions depending on model, see chart below
- Add **A** for keyed alike

Specifications

Electrical

- Contact rated 7A (restive) at 28 VDC or 7A at 125 VAC
- Screw terminals

Model	Description
KA-105	ON/OFF switch key removable in ON position, keyed different
KA-105A	Same as KA-105 except keyed alike
KA-106	ON/OFF switch key removable OFF position, keyed different
KA-106A	Same as KA-106 except keyed alike
KA-107	Momentary switch key removable in OFF position, keyed different
KA-107A	Same as KA-107 except keyed alike
KA-107ANC	Same as KA-107A except key removable in ON position
KA-108	ON/OFF switch key removable both positions, keyed different
KA-108A	Same as KA-108 except keyed alike
PL910	Replacement key for KA-105A & KA-108A
PL927	Replacement key for KA-106A & KA-107A

www.alarmcontrols.com | 800.645.5538
© 2025, Hanchett Entry Systems, Inc., an ASSA ABLOY Group company. | Patent pending and/or patent www.assaabloydss.com/patent

KA Series
Flat Key Switches



KA-109A

Single or double bitted flat on-off key switch lock supplied with key. Key is removable in ON or OFF position, depending on model.

Features

Standard Features

- Bitted flat switch key
- Supplied with two keys

Options

- Key removable in multiple positions depending on model, see chart below
- Available in single or double bitted key, see model chart
- Add **A** for keyed alike

Specifications

Electrical

- Contact rated 2A at 46 VDC or 2.5A at 120 VAC
- Screw terminals (except KA-111 and KA-111A which have 8" color coded wire leads)

Model	Description
KA-109	Single bitted flat key, ON/OFF keyswitch, key removable in ON or OFF position, keyed different
KA-109A	Same as KA-109 except keyed alike
KA-110	Single bitted flat key, momentary switch, key removable in OFF position, keyed different
KA-110A	Same as KA-110 except keyed alike
KA-111	Double bitted flat key, removable in ON or OFF position SPDT switch, eight inch colored, keyed different
KA-111A	Same as KA-111 except keyed alike
EL101	Replacement key for KA-109A, KA-110A
2405	Replacement key for KA-111A

© 2025, Hanchett Entry Systems, Inc., an ASSA ABLOY Group company. | Patent pending and/or patent www.assaabloydss.com/patent

MCK Series
Mortise Cylinder Stations

MCK-1

MCK-4

Slimline or single gang mortise cylinder key switch stations. Choose between momentary action switch that remains active as long as it's depressed, or alternate action switch that alternates between open (disconnected) and closed (connected) each time it's pressed. Available with LED options.

Features

Standard Features

- Stainless steel wall plate accepts standard 1-1/8" mortise cylinder
- Tamper-proof and slotted-head screws included
- Mortise Cylinders not included, available separately (CY-1, CY-1A)

Options

- Momentary or alternate switch, see model chart
- SPDT or DPDT, see model chart
- No LED, green LED, green and red LEDs, see model chart
- Pneumatic timer: 2 to 45 seconds, see model chart
- Add **WP** for weather resistant cover and surface mount box. Available for single gang models only.

Specifications

Electrical

- Contacts rated 4A at 28 VDC
- LEDs operate on 12 or 24 VDC/VAC
- 6" red and black leads
- Switch depth behind plate: 1-1/4"
- Switches terminated in colored leads

Operating Temperature

- +15 to +120F [-9 to +49C]

Switch Type	1.75" Wide	1.75" Wide Green LED	1.75" Wide Green LED Red LED	Single Gang	Single Gang Green LED	Single Gang Green LED Red LED
SPDT Momentary Action	MCK-1	MCK-2	MCK-3	MCK-4*	MCK-5*	MCK-6*
SPDT Alternate Action	MCK-1-2	MCK-2-2	MCK-3-2	MCK-4-2*	MCK-5-2*	MCK-6-2*
DPDT Momentary Action	MCK-1-3	MCK-2-3	MCK-3-3	MCK-4-3*	MCK-5-3*	MCK-6-3*
DPDT Alternate Action	MCK-1-4	MCK-2-4	MCK-3-4	MCK-4-4*	MCK-5-4*	MCK-6-4*
Pneumatic Timer (2 to 45 seconds)	N/A	N/A	N/A	MCK-4-5*	MCK-5-5*	MCK-6-5*

*Weather resistant cover and surface mount back box available for single gang option only. Add "-WP" to model number for the weather resistant option.

www.alarmcontrols.com | 800.645.5538
© 2025, Hanchett Entry Systems, Inc., an ASSA ABLOY Group company. | Patent pending and/or patent www.assaabloydss.com/patent

CY-1 Series
Mortise Cylinders

Mortise cylinder with two keys. Available keyed different or keyed alike.

Features

Standard Features

- 1-1/8" standard mortise cylinder
- Straight cam
- Supplied with two keys

Options

- **CY-1** keyed different
- **CY-1A** keyed alike

© 2025, Hanchett Entry Systems, Inc., an ASSA ABLOY Group company. | Patent pending and/or patent www.assaabloydss.com/patent

Mounting Plates
for ACE & Flat Key Switches

The Ace Key switches (KA-105 and KA-108 Series) use a single "D" hole while the Flat Key Switches (KA-109 and KA-110 Series) use a Medeco double "D" hole. KA-111 Series uses a 3/4" round hole.

Single D (RP-20)



Double D (RP-21)



3/4" Round (RP-23)

	NARROW STILE PLATES			SINGLE GANG PLATES			
Model	Slim SS No LED	Slim SS 1 GRN LED	Slim SS 1 RED LED	Single Gang SS No LED	Single Gang SS 1 GRN LED	Single Gang SS 1 RED LED	Single Gang Weather Cover Plate 1 RED & 1 Green 1/4" LED
All Ace Key Switches Models **KA105-KA108A** Inclusive	**RP-24**			**RP-20** * see below		**RP-07** **RP-50** has 1 red & 1 green LED	**WP-4**
Flat Key Switches Models **KA-109 to KA110A** Only	**RP-25**		**CP1-1630**	**RP-21**		**RP-08**	**WP-6**
Flat Key Switches Models **KA-111 to KA111A** Only	**RP-23SLIMLINE**			**RP-23**			

Legend:
GRN = Green
SS = Stainless Steel

www.alarmcontrols.com | 800.645.5538
© 2025, Hanchett Entry Systems, Inc., an ASSA ABLOY Group company. | Patent pending and/or patent www.assaabloydss.com/patent

DigitalKeypads

KP-100A
Digital Keypad

Self-contained digital keypad suitable for residential and commercial installations.

Features

Standard Features

- Single gang flush mount stainless steel plate with surface mount back box
- True 10-digit operation (10 digits plus * and # keys)
- Capacity up to 1000 user codes, length from 4 to 8 digits
- 50 visitor codes, programmable for one time use or with time limit
- Fully programmable from the keypad
- Programmable passage and false code lockout mode capabilities
- Built-in tamper switch
- Red, green, and yellow LEDs for status and programming feedback
- Fail safe or fail secure capable
- Request to Exit (REX) input
- Audible and visible key press; keys are backlit for visibility
- For indoor applications only
- 3 year warranty

Specifications

Dimensions

- Keypad: 2-3/4"W x 4-1/2" H x 5/32"D
- Surface Mount Back Box: 2-13/16" W x 4-5/8" H x 1-7/16" D

Electrical

- Operating Voltage: 12-24 VAC/VDC [+/- 10%]
- Operating Current:
  - 12 VDC: 40mA at rest, 100mA active
  - 24 VDC: 70mA at rest; 50mA active
- Output Relay: 1 SPDT dry contacts; 5A/30 VDC Max
- REX Input: N/O dry contact; 1mA/5VDC Max
- Tamper Switch: N/C dry contact; 50mA/24 VDC Max

Operating Temperature

- -4 to +158F [-20 to +70C]
- Humidity: 5-95% relative humidity non-condensing

Shipping Weight

- 0.5lb [0.23kg]

www.alarmcontrols.com | 800.645.5538
© 2025, Hanchett Entry Systems, Inc., an ASSA ABLOY Group company. | Patent pending and/or patent www.assaabloydss.com/patent

KP-200
Digital Keypad

Self-contained digital keypad. KP-200 is vandal-resistant and designed for indoor applications.

Features

Standard Features

- Surface mounted
- True 10-digit operation (10 digits plus * and # keys)
- Capacity up to 100 user codes, length from 4 to 8 digits
- Fully programmable from the keypad
- Programmable passage and false code lockout mode capatibilities
- Built-in tamper switch
- Red, green, and yellow LEDs for status and programming feedback
- Request to Exit (REX) input
- Die-cast metal keys with audible and visible key press; Keys are backlit for visibility in dark areas
- For indoor applications
- 3 year warranty

Specifications

Dimensions

- 3-1/5"W x 4-3/4" L x 3/5"D

Electrical

- Operating voltage: 12 or 24 VAC or VDC, auto sensing
- Operating Current: 78 mA relay opening; 16 mA at rest
- Output 1 relay: SPDT contact rating: 1A at 24 VDC
- Output 2 relay: SPDT contact rating 1A at 24 VDC; Jumper selectable. N/O or N/C Dry contacts.

Operating Temperature

- -4 to +158F [-20 to +70C]

Shipping Weight

- 1 lb [0.45 kg]

© 2025, Hanchett Entry Systems, Inc., an ASSA ABLOY Group company. | Patent pending and/or patent www.assaabloydss.com/patent

KP-300
Digital Keypad

Self-contained, narrow stile digital keypad designed for pedestal/mullion mounting. Vandal resistant and weather resistant with durable metal keys and housing, suitable for indoor and outdoor applications.

Features

Standard Features

- Narrow stile mullion mount with die cast zinc alloy housing
- Narrow stile 10-digit operation (10 digits plus * and # keys)
- Operates with card only, user code and card, or user code only
- Multiple outputs allow control of up to two devices (1000 users on output 1, 100 on output 2)
- All users can be programmed for card and/or codes at the device
- 50 Visitor cards and/or codes can be programmed for one time use or with time limit at the device
- Programmable passage and false-code lockout mode capabilities
- Built-in tamper switch
- Green and yellow LEDs for status and programming feedback
- Fail safe or fail secure capable
- Die-cast metal keys with audible and visible key press; Keys are backlit for visibility in dark areas
- For indoor or outdoor applications
- 3 year warranty

Options

- Supplied with 2 EM cards. **EM-10** additional pack of 10 cards
- **EM-04** key fobs

Specifications

Certifications & Listings

- Conforms to IP65

Dimensions

- 7-5/64" H x 1-13/16" W x 1" D

Electrical

- Operating voltage: 12 VDC nominal, 11-15 VDC
- Operating Current: 60mA at rest; 95 mA active
- Output Relay 1: SPDT rated 2A at 24 VDC max; N/O and N/C dry contacts
- Output Relay 2: SPDT rated 1A at 24 VDC max; N/O and N/C dry contacts

Operating Temperature

- -4°F to +158°F [-20°C to +70°C]
- Humidity: 5-95% relative humidity non-condensing

Shipping Weight

- 1 lb [0.45 kg]

www.alarmcontrols.com | 800.645.5538
© 2025, Hanchett Entry Systems, Inc., an ASSA ABLOY Group company. | Patent pending and/or patent www.assaabloydss.com/patent

KP-400
Digital Keypad

Self-contained digital keypad. Vandal resistant and weather resistant with durable backlit metal keys, housing, and back box; designed for indoor and outdoor applications.

Features

Standard Features

- Surface mount with black back box and 302 stainless steel faceplate with tamper-proof screws
- True 10-digit operation (10 digits plus * and # keys)
- Multiple outputs allow control of up to two devices (100 users on output 1, 10 on output 2)
- Fully programmable from the keypad
- Programmable passage and false-code lockout mode capabilities
- Built-in tamper switch
- Red, green and yellow LEDs for status and programming feedback
- Request to Exit (REX) input
- Duress output and door prop open alarm
- Black powder coated die cast aluminum back box
- Die-cast metal keys with audible and visible key press; Keys are backlit for visibility in dark areas
- For indoor or outdoor applications
- 3 year warranty

Specifications

Certifications & Listings

- Conforms to IP66

Dimensions

- Keypad with Back Box: 3-1/8" W x 4-1/2" L x 1-3/4" to 2-1/2" D

Electrical

- Operating voltage: 12 or 24 VAC or VDC, auto sensing
- Operating Current: 12VDC: 10 mA at rest, 100 mA active; 24VDC: 22 mA at rest, 120 mA active
- Output 1: SPDT rated 5A at 24VDC
- Output 2: SPDT rated 1A at 24 VDC

Operating Temperature

- -4 to +158F [-20 to +70C]
- Humidity: 5-95% relative humidity non-condensing

Shipping Weight

- 1 lb [0.45 kg]

© 2025, Hanchett Entry Systems, Inc., an ASSA ABLOY Group company. | Patent pending and/or patent www.assaabloydss.com/patent

ElectricStrikes

AES-100
Electric Strike

Grade 1 dual-voltage electric strike for heavy-duty applications. For use with cylindrical locksets, mortise latch or mortise exit devices.

Features

Standard Features

- For use with 5/8" and 3/4" throw cylindrical locksets
- Strike depth: 1-1/2"
- Field selectable, Fail Secure/Fail Safe
- Non-handed for easy installation
- Mounting kit includes two 4-7/8" stainless steel faceplates (one round corner and one square corner)

Options

- **STR00004** 7-15/16" round corner faceplate, available separately

Specifications

Certifications & Listings

- BHMA Grade 1

Holding Force

- Static Strength: 1500 lbs
- Dynamic Strength: 70 ft lbs

Electrical

- Current draw: 130mA at 12 VAC, 70mA at 24 VAC; 210mA at 24 VDC
- Dual-voltage 12/24 VAC/VDC; continous duty operation on DC

© 2025, Hanchett Entry Systems, Inc., an ASSA ABLOY Group company. | Patent pending and/or patent www.assaabloydss.com/patent

AES-200
Electric Strike

Grade 2 electric strike for medium-duty applications. For use with cylindrical locksets with latchbolt monitor and buzzer.

Features

Standard Features

- For use with 5/8" and 3/4" throw cylindrical locksets
- With Latch Bolt Monitor and Buzzer
- Strike depth: 1-1/2"
- Field selectable, Fail Secure/Fail Safe
- Non-handed for easy installation
- Adjustable keeper
- Mounting kit includes two 4-7/8" stainless steel faceplates (one round corner and one square corner)
- Preload capable up to 70 lbs
- Built-in buzzer, sounds when voltage is applied

Options

- **STR00004** 7-15/16" round corner faceplate, available separately

Specifications

Certifications & Listings

- BHMA Grade 2

Holding Force

- Static Strength: 1000 lbs
- Dynamic Strength: 70 ft lbs

Electrical

- Dual voltage 12/24 VAC/VDC, continuous duty operation on DC
- Current draw 1 mA at 12 VDC/VAC, 70 mA at 24 VDC/VAC
- Strike monitored with SPDT dry contact

www.alarmcontrols.com | 800.645.5538
© 2025, Hanchett Entry Systems, Inc., an ASSA ABLOY Group company. | Patent pending and/or patent www.assaabloydss.com/patent

AES-300
Electric Strike

Flexible electric strike offers value and innovation in one compact product. Horizontal adjustability and small body design eliminates need to cut out the dust box making this a great option for retrofit applications.

Features

Standard Features

- For use with 5/8" cylindrical locksets
- Strike depth: 1-3/16"
- Available in fail secure only
- Non-handed for easy installation
- Small body design eliminates the need to cut out the dust box

Options

- **AES-30012SB, AES-30024SB** strike body available separately
- Spacer and keeper shims for horizontal adjustment available in KIT option
- Mounting Kit with multiple faceplates available in KIT options only

Specifications

Certifications & Listings

- BHMA Grade 2

Holding Force

- Static Strength: 1000 lbs
- Dynamic Strength: 50 ft lbs

Endurance

- UL tested to 250,000 cycles

Electrical

- Available in either 12 or 24 VAC or VDC
- Current draw: 200mA at 12 VAC/VDC, 100 mA at 24 VAC/VDC

Series	Model	Description
AES-300	AES-30012M1	12V strike body & ANSI metal jamb faceplate with rounded corners, for use with cylindrical locksets
	AES-30012M2	12V strike body & ANSI metal jamb faceplate with square corners, for use with cylindrical locksets
	AES-30012W1	12V strike body & ANSI wood jamb faceplate with rounded corners, for use with cylindrical locksets
	AES-30012KIT	12V strike body & all faceplates, for use with cylindrical locksets
	AES-30024M1	24V strike body & ANSI metal jamb faceplate with rounded corners, for use with cylindrical locksets
	AES-30024M2	24V strike body & ANSI metal jamb faceplate with square corners, for use with cylindrical locksets
	AES-30024W1	24V strike body & ANSI wood jamb faceplate with rounded corners, for use with cylindrical locksets
	AES-30024KIT	24V strike body & all faceplates, for use with cylindrical locksets

© 2025, Hanchett Entry Systems, Inc., an ASSA ABLOY Group company. | Patent pending and/or patent www.assaabloydss.com/patent

AES Series Electric Strikes
Comparison Chart

AES Strike Family

	AES-100	AES-200	AES-300
Features			
Lockset Compatability	Cylindrical Lockset, Mortise Latch or Mortise Exit Device without Deadbolt	Cylindrical Locksets	Cylindrical Locksets
Handing	Non-Handed	Non-Handed	Non-Handed
Horizontally Adjustable	No	Yes	Yes*
Field Selectable	Yes - Fail Safe / Fail Secure	Yes - Fail Safe / Fail Secure	No - Fail Secure Only
Factory Tested	1,500,000 Cycles	500,000 Cycles	500,000 Cycles
Latch Throw	Up to 3/4" Throw	Up to 5/8" Throw	Up to 5/8" Throw
Applications			
Frame Material	Hollow Metal or Aluminum	Hollow Metal or Aluminum	Hollow Metal, Aluminum or Wood
Specifications			
ANSI/BHMA Grade	Grade 1	Grade 2	Grade 2
UL 1034 Burglary-Resistant	Yes	Yes	Yes*
Strike Body Depth	1-1/2"	1-1/2"	15/16"
Holding Force			
Static Strength	1,500 lbs	1,000 lbs	1,000 lbs
Dynamic Strength	70 ft lbs	70 ft lbs	50 ft. lbs
Electrical			
Dual Voltage	Yes	Yes	No - Available in 12V or 24 models
Current Draw	210mA @ 12 VDC 105mA @ 24 VDC 130mA @ 12 VAC 70mA @ 24 VAC	200mA @ 12 VDC 70mA @ 24 VDC 130mA @ 12 VAC 70mA @ 24 VAC	200mA @ 12 VAC/VDC 100mA @ 24 VAC/VDC
Options			
Faceplates	Rounded and Square included standard	Rounded and Square included standard	**M1** ANSI 4-7/8" prep, hollow metal and aluminum, rounded corners **M2** hollow metal, wood and aluminum, square corners **W1** wood, rounded corners

*** Depending on faceplate used**

www.alarmcontrols.com | 800.645.5538
© 2025, Hanchett Entry Systems, Inc., an ASSA ABLOY Group company. | Patent pending and/or patent www.assaabloydss.com/patent

Monitoring & ControlStations

SLP-XM Series
Momentary Monitor & Control Stations

SLP-1M

SLP-5M



SLP-8M

Monitor and control stations with rectangular illuminated DPDT momentary switches that remain active as long as they're depressed. Stations include LED status indicators and are designed to release or secure and monitor one or more electrified lock.

Features

Standard Features

- Release or secure and monitor one or more electrified lock
- Switches mounted on wall plate with stainless steel finish. 1,2,3,4 gang options available.
- 1/2" red LED status indicator
- Green momentary push button; hi-brightness LED illumination

Options

- **XM** with X designating the number of LEDs and illuminated momentary buttons. Specify 1 – 8 for that many LEDs/buttons.
- Custom legends, green and yellow LEDs, available as custom parts

Specifications

Dimensions

- Varies based on finished good

Electrical

- DPDT switch contacts rated 3A at 35 VDC or 120 VAC
- Switch depth behind plate: 1-1/2"
- LED operates on 12 or 24 VDC/VAC
- Switch terminated with 12" colored leads

www.alarmcontrols.com | 800.645.5538
© 2025, Hanchett Entry Systems, Inc., an ASSA ABLOY Group company. | Patent pending and/or patent www.assaabloydss.com/patent

SLP-XL Series
Latching Monitor & Control Stations

SLP-1L

SLP-5L



SLP-8L

Monitor and control stations with rectangular illuminated DPDT latching switches that alternate between open (disconnected) and closed (connected) each time they're pressed. Stations include LED status indicators and are designed to release or secure and monitor one or more electrified lock.

Features

Standard Features

- Release or secure and monitor one or more electrified lock
- Switches mounted on wall plate with stainless steel finish. 1,2,3,4 gang options available.
- 1/2" red LED status indicator
- Green alternating push button; hi-brightness LED illumination

Options

- **XL** with X designating the number of LEDs and illuminated alterating buttons. Specify 1 – 8 for that many LEDs/buttons.
- Custom legends, green and yellow LEDs, available as custom parts

Specifications

Dimensions

- Varies based on finished good

Electrical

- DPDT switch contacts rated 3A at 35 VDC or 120 VAC
- Switch depth behind plate: 1-1/2"
- LED operates on 12 or 24 VDC/VAC
- Switch terminated with 12" colored leads

© 2025, Hanchett Entry Systems, Inc., an ASSA ABLOY Group company. | Patent pending and/or patent www.assaabloydss.com/patent

TS-55G
Momentary Monitor & Control Station

TS-55G

TS-55R

Monitor and control station with round illuminated DPDT momentary push button that remains active as long as it's depressed. Station includes LED status indicator and is designed to release or secure and monitor one electrified lock.

Features

Standard Features

- Release or secure and monitor one electrified lock
- Switches mounted on single gang wall plate with stainless steel finish
- 1-1/2" momentary green push button; hi-brightness LED illumination
- 1/2" red LED status indicator
- Button labeled "EXIT"

Options

- **TS-55R** with red push button
- **GR** guard ring
- **LUC** lift up cover

Specifications

Certifications & Listings

- IP65 standard

Dimensions

- 2-3/4" x 4-1/2"

Electrical

- One N/O and one N/C contact rated 10A at 35 VDC or 120 VAC
- LED operates on 12 or 24 VDC/VAC
- LEDs include flying leads
- 1/2" LED operates on 12 or 24 VDC, current draw 9mA at 12 VDC, 19mA at 24 VDC

© 2025, Hanchett Entry Systems, Inc., an ASSA ABLOY Group company. | Patent pending and/or patent www.assaabloydss.com/patent

TS-56G
Latching Monitor and Control Station

TS-56G

TS-56R

Monitor and control station with round illuminated DPDT latching push button that alternates between open (disconnected) and closed (connected) each time it's pressed. Station includes LED status indicator and is designed to release or secure and monitor one electrified lock.

Features

Standard Features

- Release or secure and monitor one electrified lock
- Switches mounted on single gang wall plate with stainless steel finish
- 1/2" red LED status indicator
- 1-1/2" alternating green push button; hi-brightness LED illumination
- Button labeled "EXIT"

Options

- **TS-56R** with red push button
- **GR** guard ring
- **LUC** lift up cover

Specifications

Certifications & Listings

- IP65 standard

Dimensions

- 2-3/4" x 4-1/2"

Electrical

- One N/O and one N/C contact rated 10A at 35 VDC or 120 VAC
- LED operates on 12 or 24 VDC/VAC
- LEDs include flying leads
- 1/2" LED operates on 12 or 24 VDC, current draw 9mA at 12 VDC, 19mA at 24 VDC

© 2025, Hanchett Entry Systems, Inc., an ASSA ABLOY Group company. | Patent pending and/or patent www.assaabloydss.com/patent

DTC
Desktop Console

Desktop Console with single or multiple switch configurations. Choose between momentary action switches that remain active as long as they're depressed or alternate action switches that alternate between open (disconnected) and closed (connected) each time they're pressed. Designed to work with door status or lock status sensors in order to supervise and control several entry points from one main location.

Configurable Options

- **M1** with 1-2 switches, specify number of switches when ordering
- **M2** with 3-12 switches, specify number of switches when ordering
- **M3** with 13-40 switches, specify number of switches when ordering
- Console: specify **G** (beige) or **K** (black)
- Switch type, specify: SPDT/DPDT, momentary/alternate
- Lens color: green, red, yellow, blue, white
- Illumination: None, 12 VDC, 24 VDC
- Button labels available as a custom part

Specifications

Console Dimensions

- M1: 3-3/10"W x 5-7/10"L x 1-1/2"H
- M2: 6-9/10"W x 9-2/5"L x 2-1/2"H
- M3: 14"W x 8-3/10" x 3" (rear)/1-1/2" (front)

Switch Dimensions

- 5/8" x 7/8"

Electrical

- LED current draw: 9mA nominal
- Contact rated 3A at 24 VDC
- Switches terminated in 22AWG colored 12" leads
  - Common: white
  - N/C: red
  - N/O: blue
  - LED+: Yellow
  - LED-: Black

How To Order

CONSOLE	CONSOLE COLOR	SWITCH QUANTITY	SWITCH TYPE	LENS COLOR	ILLUMINATION
M2	**K**	**6**	**A**	**G**	**V1**
M1 1-2 switches	**G** - Beige	Number of switches required	**A** - SPDT Momentary Action	**G** - Green	**N** - None
M2 3-12 switches	**K** - Black		**B** - SPDT Alternate Action	**R** - Red	**V1** - 12VDC
M3 13-40 switches			**C** - DPDT Momentary Action	**Y** - Yellow	**V2** - 24VDC
			D - DPDT Alternate Action	**B** - Blue	
				W - White	

For pricing on custom Desktop Consoles, please contact the factory at 800.645.5538

© 2025, Hanchett Entry Systems, Inc., an ASSA ABLOY Group company. | Patent pending and/or patent www.assaabloydss.com/patent

CP
Control Panels



CP Control Panel are available in sizes from one to six gangs with single or multiple switch configurations. Choose between momentary action switches that remains active as long as they're depressed or alternate action switches that alternate between open (disconnected) and closed (connected) each time they're pressed. Designed to work with door status or lock status sensors in order to supervise and control several entry points from one main location.

Features

Standard Features

- Switches mounted on wall plates with 430 stainless steel finish

Options

- Number of switches (1-24 total): Each gang accepts up to four switches, specify number of switches when ordering
- Switch type, specify: SPDT/DPDT, momentary/ alternate
- Lens color: green, red, yellow, blue, white
- Illumination: None, 12 VDC, 24 VDC
- For a control panel that requires multiple switch colors, multiple switch types, or custom labelling, please contact factory for custom part numbers.

Specifications

Dimensions

- Switch: 5/8" x 7/8"
- Plate: varies based on finished good

Electrical

- N/O and N/C contacts rated 10A at 35 VDC or 120 VAC
- Switches terminated in 22AWG colored 12" leads
  - Common: white
  - N/C: red
  - N/O: blue
  - LED+: Yellow
  - LED-: Black

How To Order

MODEL	PLATE SIZE (GANGS)	SWITCH QUANTITY	SWITCH TYPE	LENS COLOR	ILLUMINATION
CP	**2**	**8**	**A**	**R**	**V1**
CP	**1** - Gang	Up to **4 (max)**	**A** - SPDT Momentary Action	**G** - Green	**N** - None
	2 - Gang	Up to **8 (max)**	**B** - SPDT Alternate Action	**R** - Red	**V1** - 12VDC
	3 - Gang	Up to **12 (max)**	**C** - DPDT Momentary Action	**Y** - Yellow	**V2** - 24VDC
	4 - Gang	Up to **16 (max)**	**D** - DPDT Alternate Action	**B** - Blue	
	5 - Gang	Up to **20 (max)**		**W** - White	
	6 - Gang	Up to **24 (max)**			

© 2025, Hanchett Entry Systems, Inc., an ASSA ABLOY Group company. | Patent pending and/or patent www.assaabloydss.com/patent

Power

TRIGGERED
NC C ND
150-29800
PDB-4
150-29700
ON
OFF
C1H C2H C3H C4H

APS-200 Series
Power Supplies

Dual voltage switching power supply with battery charger designed to provide power for magnetic locks, electric strikes, card readers, sensors, access control boards and other components of access control systems.

Features

Standard Features

- 2 Amp Power Supply mounted in UL listed enclosure
- Tolerates brownout or overvoltage input +- 15% of nominal voltage
- Thermal shutdown protection with auto restart
- Circuit breaker protects against overcurrent and reverse battery faults (batteries sold separately)
- Dedicated battery charging circuit prevents overvoltage on locking devices
- Low noise design provides better than linear performance
- Limited lifetime warranty

Options

- **APS-2004C** 2 Amp Power Supply with one PD4C, four output PTC protected distribution boards
- **APS-200FT** 2 Amp Power Supply with one PDFT fire relay module

Specifications

Certifications & Listings

- UL 294 listed
- UL 603 listed
- ULC-S318 Listed
- ULC-S533 Listed
- RoHS Compliant
- REACH Compliant

Dimensions

- Cabinet Size: 14" L x 14" W x 4-3/4" D

Electrical

- Dual voltage 12 or 24 VDC field selectable output
- 115 or 230 VAC input
- Supports up to two sealed gel, AGM or wet lead acid batteries
- Up to 90% efficiency
- Low voltage ripple design as low as 240mV p-p

Operating Temperature

- -4 to +122F [-20 to +50C]

Shipping Weight

- 12.7 lbs [5.76kg]

© 2025, Hanchett Entry Systems, Inc., an ASSA ABLOY Group company. | Patent pending and/or patent www.assaabloydss.com/patent

PDFT
Fire Relay Module



The PDFT Fire Relay Module is triggered in response to a fire system alarm condition. Transferred power can be used to unlock doors to allow free egress in case of emergency.

Features

Standard Features

- Individual LED indicators show which output is powered
- Form C contact indicates trigger status
- Latching or non-latching mode
- Can provide ground supervision via jumper configuration
- Output triggers include:
  - N/O or N/C with supervised end-of-line resistor
  - N/C override switch trigger input
  - N/C Auxiliary switch trigger input
  - Ground fault detection
  - Trigger status reporting
- Limited lifetime warranty

Specifications

Certifications & Listings

- UL 294 listed
- UL 603 listed
- ULC-S318 Listed
- ULC-S533 Listed

Dimensions

- Board: 3-3/4" H x 2-1/4" W x 13/16" D
- Mounting: 3-7/16" H x 1-7/8" W

Electrical

- 70 mA used for relay control
- Universal 12-24 VDC input
- 1A or 2A outputs
- 4A rate of relay

Shipping Weight

- .75 lbs [0.45 kg]

www.alarmcontrols.com | 800.645.5538
© 2025, Hanchett Entry Systems, Inc., an ASSA ABLOY Group company. | Patent pending and/or patent www.assaabloydss.com/patent

PD4C
Power Distribution Module

Splits the primary AC or DC output from a power supply into multiple outputs of the same voltage type to separate equipment onto individual circuits.

Features

Standard Features

- 1A glass fuse
- Splits main board output into multiple outputs
- Each output has a status LED indicator
- Main input has a status LED indicator
- Accepts AC or DC input/ provides same output
- Has on/off power switch
- Separate fuse for main input surge protection-standard automotive ATO sizes
- Limited lifetime warranty

Specifications

Certifications & Listings

- UL 294 listed
- UL 603 listed
- ULC-S318 Listed
- ULC-S533 Listed

Dimensions

- Board: 3-3/4" H x 2-1/4" W x 1" D
- Mounting: 3-7/16" H x 1-7/8" W

Electrical

- 12 V or 24 V output (based on power supply output)
- Fuses for individual outputs are standard 3AGC

© 2025, Hanchett Entry Systems, Inc., an ASSA ABLOY Group company. | Patent pending and/or patent www.assaabloydss.com/patent

DL-1, DL-2
Armored Door Loops



18" armored door loop used to transfer low-voltage electrical current from the door frame to the door. Available with either plastic (DL-1) or aluminum alloy (DL-2) end caps. Mounting hardware included.

Features

Standard Features

- 18" long armored door loop
- Mounting hardware included
- End Caps:
  - **DL-1:** white and brown plastic
  - **DL-2:** aluminum alloy
- Steel jacket resists abrasion and damage
  - **DL-1**: .250 I.D. steel
  - **DL-2**: rugged .375 I.D steel

Options

- Custom lengths available
- **DL-2ELECTRO** DL-2 with ElectroLynx connector
- **DL-24** DL-2 w/ 24" armored door loop
- **DL-30** DL-2 w/ 30" armored door loop
- **DL-36** DL-2 w/ 36" armored door loop
- **DL-48** DL-2 w/ 48" armored door loop
- **DL-60** DL-2 w/ 60" armored door loop

www.alarmcontrols.com | 800.645.5538
© 2025, Hanchett Entry Systems, Inc., an ASSA ABLOY Group company. | Patent pending and/or patent www.assaabloydss.com/patent

PowerAccessories

Power**Accessories**

4152
Kill Switch

- Provides a safe and convinient way to disconnect panel power by removing power from back-up battery and AC source
- DPST toggle switch with 10 Amp contacts
- Unique clip allows quick and easy installation

CL-3
Camlock

- Used to secure control panel from tampering
- 1" cam
- Supplied with two single bitted flat keys, keyed alike
- Steel chrome plated lock
- Speed clip secures cam lock to panel cover
- Optional **CL-3 (50)** multi pack of 50

DL2EC
Door Loop Accessory

- DL-2 End Cap only

AC25
Armored Cables

- 25' long
- 0.1875 I.D. Armored Cable

AC30
Armored Cables

- 30' long
- .375 I.D Armored Cable

© 2025, Hanchett Entry Systems, Inc., an ASSA ABLOY Group company. | Patent pending and/or patent www.assaabloydss.com/patent

SystemAccessories

RT Series
Wireless Transmitters

Wireless remote transmitters allow access control for up to three doors from one device. Ideal for front desk/ reception applications or hard-to-wire locations. Designed to work with magnetic locks, electric strikes, keypads, gate operators and door operators. Kits include channel receiver and transmitter with mount and keychain.

Features

Standard Features

- Transmitter can be mounted under a desk or on a wall
- 12" antenna with up to 300' range
- Rolling code with over 1 billion code combinations
- Latching option keeps doors unlocked until button is pressed again
- Receiver can be controlled by up to 30 transmitters
- Receiver has a 5 second momentary output

Options

- **RT-1** one receiver, two transmitters
- **RT-1T** additional transmitter
- **RT-1TW** additional transmitter with wire lead
- **RT-3** three receivers, one transmitter
- **RT-3R** additional receiver

Specifications

Certifications & Listings

- CE Certified
- RoHS compliant

Dimensions

- 2-1/2"L x 1-1/4"W x 3/4"D

Electrical

- Receiver operates on 12 or 24 VDC/VAC
- Max current draw 50mA
- Relay SPDT contact rated 1A at 30 VDC or 120 VAC
- Working frequency: 433.92 MHz

Operating Temperature

- -4 to +140F [-20 to +60C]

www.alarmcontrols.com | 800.645.5538
© 2025, Hanchett Entry Systems, Inc., an ASSA ABLOY Group company. | Patent pending and/or patent www.assaabloydss.com/patent

TS-34 Series
Mounted Wall Buzzers

Audible buzzer station for mounting on single gang or narrow wall plate

Features

Standard Features

- Buzzer mounted on wall plate with stainless steel finish
- Sound level 85db at 3ft

Options

- **TS-34** mounted on single gang wall plate with 430 stainless steel finish
- **TS-34N** mounted on narrow wall plate with 302 stainless steel
- Finishes: multiple plate options available
- Custom screening available

Specifications

Certifications & Listings

- RoHS compliant

Electrical

- Operates on 3 to 28 VDC
- 12" red and black leads

TS-41
Mounted Wall Buzzer

Sonalert buzzer mounted on single gang wall plate

Features

Standard Features

- Buzzer mounted on single gang wall plate with stainless steel finish
- Sound level 85db at 3ft

Options

- Finishes: multiple plate options available
- Custom screening available
- **SCVC** volume control

Specifications

Electrical

- Current draw 3mA at 6VDC, 18mA at 28 VDC
- Screw terminals

© 2025, Hanchett Entry Systems, Inc., an ASSA ABLOY Group company. | Patent pending and/or patent www.assaabloydss.com/patent

TS-42
Mounted Wall Buzzer

LA32 buzzer mounted on single gang wall plate

Features

Standard Features

- Buzzer mounted on single gang wall plate with stainless steel finish
- Sound level 80db at 3ft

Options

- Finishes: multiple plate options available
- Custom screening available

Specifications

Electrical

- Current draw 25mA at 12VDC
- Terminated with 12" wire leads

LA32
Buzzer



LA32 buzzer can be mounted in 5/8" hole on a single gang wall plate

Features

Standard Features

- Sound level 80 dB
- Buzzer mounts in 5/8” hole on single gang wall plate
- Removable contact blocks
- Bezel shaped head made of plastic

Options

- Available pre-mounted on a single gang wall plate **(TS-42)**
- Single gang wall plate available for self-mounting **(RP-23A)**

Specifications

Dimensions

- Required mounting hole: 5/8"

Electrical

- Operates on 12 VDC
- Supplied with 12" wire leads

© 2025, Hanchett Entry Systems, Inc., an ASSA ABLOY Group company. | Patent pending and/or patent www.assaabloydss.com/patent

SC628
Sonalert Buzzer

Sonalert buzzer can be mounted in 1-1/8" hole on a single gang wall plate

Features

Standard Features

- Sound level 68 to 80dB
- Medium sound level; Continuous tone
- Buzzer mounts in 1-1/8" hole on single gang wall plate

Options

- Available pre-mounted on a single gang wall plate **(TS-41)**
- Single gang wall plate available for self-mounting **(RP-22)**
- **SCVC** Sonalert volume control

Specifications

Dimensions

- Required mounting hole: 1-1/8"

Electrical

- Operates on 6 to 28 VDC
- Screw terminals

PA100
Piezo Buzzer

Piezo buzzer can be mounted in 3/4" hole on a single gang wall plate

Features

Standard Features

- Sound level 90 dB
- Continuous tone
- Buzzer flange mounts in 3/4" hole on single gang wall plate

Options

- Available pre-mounted on a narrow stile **(TS-34N)** or standard single gang wall plate **(TS-34)**
- Wall plates available for self-mounting: slimline **(RP-23SLIMLINE)**, narrow stile **(TS-34NPO)**, or standard single gang **(RP-23)**

Specifications

Dimensions

- Required mounting hole: 3/4"

Electrical

- Operates on 3 - 24 VDC
- 12" red and black leads

© 2025, Hanchett Entry Systems, Inc., an ASSA ABLOY Group company. | Patent pending and/or patent www.assaabloydss.com/patent

PA-200
Piezo Chime

Piezo chime can be mounted in 1-1/4" hole on a single gang wall plate

Features

Standard Features

- Sound level 80 to 85 dB
- Chime mounts in 1-1/4" hole on single gang wall plate
- Chime can be flange mounted

Options

- Available pre-mounted on a single gang wall plate **(TS-43)**
- Single gang wall plate available for self-mounting **(RP-22E)**

Specifications

Dimensions

- Required mounting hole: 1-1/4"

Electrical

- Operates on 12 -24 VDC
- Current draw 95mA at 12 VDC, 140mA at 24 VDC
- 6” red, blue, and black leads

PA-300
Dual Tone Piezo Buzzer

Piezo buzzer with adjustable tone can be mounted in 3/4" hole on a single gang wall plate

Features

Standard Features

- Buzzer mounts
- Sound level 85db
- Continuous and slow pulse tone
- Buzzer mounts in 3/4” hole
- Bezel shaped case made of plastic

Options

- Wall plates available for self-mounting: slimline **(RP-23SLIMLINE)**, narrow stile **(TS-34NPO)**, or standard single gang **(RP-23)**

Specifications

Dimensions

- Required mounting hole: 3/4"

Electrical

- Operates on 3 to 24 VDC
- 6” red, yellow, and black leads

www.alarmcontrols.com | 800.645.5538
© 2025, Hanchett Entry Systems, Inc., an ASSA ABLOY Group company. | Patent pending and/or patent www.assaabloydss.com/patent

AI-624
Audio Alert Indicator

Mechanical buzzer

Features

Standard Features

- Sound level 92dB
- Continuous tone
- Mounts in 1-1/4" hole on single gang wall plate
- Can be flange mounted

Specifications

Dimensions

- Required mounting hole: 1-1/4"

Electrical

- Operates on 20 - 28 VDC
- Supplied with wire leads

MT-1
Mini Adjustable Timer



Indicating shunt switch with alternate action push button

Features

Standard Features

- Encapsulated for moisture protection
- Time setting adjustable from 2 to 45 seconds
- Mounts with adhesive foam tape
- Field selectable fail safe or fail secure

Specifications

Dimensions

- 2"H x 2"W x .5"D

Electrical

- N/O trigger 12 or 24 VDC
- SPDT contact rated 2A at 35 VDC or 125 VAC
- Current draw: 37mA max
- Relay operating mode: one shot

Operating Temperature

- -13 to +158F [-25 to +70C]

© 2025, Hanchett Entry Systems, Inc., an ASSA ABLOY Group company. | Patent pending and/or patent www.assaabloydss.com/patent

FA-200
Push Button Switch

Indicating shunt switch with alternate action push button

Features

Standard Features

- Alternate action push button can be field converted to momentary action
- Indicator changes to orange when depressed
- Provided with solder terminals; wired versions available
- Black plastic dress nut and lock nut
- Mounts in 9/16” hole

Options

- **F-200(50)** additional pack of 50 switches
- Single gang wall plate available for self-mounting **(RP-44)**

Specifications

Electrical

- DPDT contacts rated 2A at 28 VDC

450
Push Button Switch

Flush ivory momentary action push button switch

Features

Standard Features

- Momentary push button switch
- Ivory flush mount
- Mounts in 5/8” hole

Options

- **450(25)** additional pack of 25 push button switches
- Single gang wall plate available for self-mounting **(RP-100)**

Specifications

Electrical

- Contacts rated .5A at 35 VDC

www.alarmcontrols.com | 800.645.5538
© 2025, Hanchett Entry Systems, Inc., an ASSA ABLOY Group company. | Patent pending and/or patent www.assaabloydss.com/patent

K-05
Push Button Switch

Black momentary action push button switch

Features

Standard Features

- N/C momentary black push button switch
- Mounts in 1/2” hole
- Provided with two nuts; additional dress nut available separately

Options

- **K-05(25)** additional pack of 25 switches
- 10C guard ring available separately
- Single gang wall plate available for self-mounting **(RP-100)**

Specifications

Electrical

- N/C contacts rated .75A at 125 VDC
- 1/4” faston/solder terminals; 12” leads with faston terminals available

K-13
Push Button Switch

Red momentary action push button switch

Features

Standard Features

- N/O momentary red push button switch
- Mounts in 1/2” hole
- Provided with two nuts; additional dress nut available separately

Options

- **K-13(25)** additional pack of 25 switches
- 10C guard ring available separately
- Single gang wall plate with available for self-mounting **(RP-100)**

Specifications

Electrical

- N/O contacts rated .75A at 125 VDC
- 1/4” faston/solder terminals; 12" leads with faston terminals available

© 2025, Hanchett Entry Systems, Inc., an ASSA ABLOY Group company. | Patent pending and/or patent www.assaabloydss.com/patent

LEDs

1/4" LEDs

- 1/4” lens with domed top and .280 black bezel
- LEDs mount in 1/4” hole
- Color options: green, yellow, bi-color, red flashing, blue, red
- LEDs have built-in resistor and operate on 12 or 24 VDC or VAC
- LEDs terminated with 6” x 20 gauge red and black leads
- Available individually or in packages of 10

MODEL	DESCRIPTION
LDG	Green
LDY	Yellow
LDR-B	Bi-color (red & green)
LDRF	Red flashing
LDB	Blue
LDR120	Red operated on 120VAC
LDG120	Green operated on 120VAC

1/2" LEDs

- 1/2” lens with raised cylinder and chrome bezel
- LEDs mount in 1/2” hole
- Color options: red, green, yellow, blue
- LEDs have built-in resistor and operate on 12 or 24 VDC or VAC
- LEDs terminated with 6” x 18 gauge red, white, and black leads
- Available individually (blue only) or in packages of 10

MODEL	DESCRIPTION
LDR-L	Red
LDG-L	Green
LDY-L	Yellow
LDB-L	Blue

www.alarmcontrols.com | 800.645.5538
© 2025, Hanchett Entry Systems, Inc., an ASSA ABLOY Group company. | Patent pending and/or patent www.assaabloydss.com/patent

WARRANTY

Alarm Controls ("seller") warrants its security equipment ("the product") to be free from defects in materials and workmanship for the life of the product, unless expressly stated otherwise, under normal use and service. Digital Keypads and Passive Infrared Detectors have a three year warranty. Seller's obligation is limited to repairing or replacing, at its option, free of charge for parts, labor, or transportation, any part proven to be defective in material or workmanship under normal use and service. Seller shall have no obligation under this warranty or otherwise if the product is altered or improperly repaired or serviced by anyone other than the Seller.

This limited warranty is in lieu of all other express warranties, obligations, or liabilities. There are no express warranties which extend beyond the face hereof. All implied warranties, obligations or liabilities made by Seller in connection with this product, including any implied warranty of merchantability, or fitness for a particular purpose or otherwise are limited to the stated warranty period. In no case shall the Seller be liable to anyone for any consequential or incidental damages for breach of this or any other warranty, express or implied, or upon any other basis of liability whatsoever, even if the loss or damage is caused by the Seller's own negligence or fault.

Seller does not represent that the product may not be compromised or circumvented; that the product will prevent any personal injury or property loss by burglary, robbery, fire or otherwise; or that the product will in all cases provide adequate warning or protection. Buyer understands that a properly installed and maintained security system may only reduce the risk of burglary, robbery or fire occurring without providing an alarm, but it is not insurance or a guarantee that such will not occur or that there will be no personal injury or property loss as a result. Consequently, Seller shall have no liability for any personal injury, property damage or other loss based on a claim the product failed to give warning. However, if Seller is held liable, whether directly or indirectly, for any loss or damage arising under this limited warranty or otherwise, regardless of cause or origin, Seller's maximum liability shall be the complete and exclusive remedy against Seller.

TERMS & CONDITIONS

PRICES: All prices are subject to change without notice. Prices listed on the Alarm Controls website will serve as the most current list price. All shipments will be made at prices in effect at the time of order. The customer shall be responsible for payment of all applicable sales and/or use taxes and freight costs.

MINIMUM ORDER: Minimum product charge per invoice is $150.00 USD.

PAYMENT TERMS: Net thirty (30) days from date of invoice. Interest at the rate of up to 1-1/2% per month may be charged on all past due accounts. An order received on an account which has not been paid within 45 days of the date of invoice may not be processed until the account is current. Custom orders may require a deposit.

DELIVERY TERMS: All prices are Ex-works factory. Purchaser assumes the risk of loss or damage to the goods while in transit from the point of shipment. Alarm Controls reserves the right to make delivery in installments. Installments shall be separately invoiced and paid for when due. Delay in delivery of an installment shall not relieve the purchaser of its obligation to accept remaining deliveries.

FREIGHT POLICY: All Purchase Orders received with a minimum net value of $3,500 will qualify automatically for free standard freight within the continental United States. This minimum amount applies per Purchase Order to qualify and does not include free expedited freight. Qualified orders may ship partial or ship complete at your preference. Qualified orders that ship partial will not incur freight charges. All shipments that do not qualify for free freight will be charged for freight based upon our terms in effect at the time of shipment. Customers may provide their own carrier account number for expedited freight methods or for any Purchase Order to be used to cover freight costs. Minimum amounts are subject to change without notice.

SHORTAGE: Any claim for shortages must be made to Alarm Controls in writing within one (1) week of receipt of merchandise.

WARRANTY RETURNS: A Customer Care Form (CCF) for defective product must be obtained from Alarm Controls before any merchandise can be returned. CCF's are valid for sixty (60) days from date of issuance. Goods returned under the terms of Alarm Controls Warranties may require a copy of the original invoice.

RETURNS: A Customer Care Form (CCF) must be obtained from Alarm Controls before any merchandise can be returned. CCF's are valid for sixty (60) days from date of issuance. Items returned are subject to restocking fees.

CANCELLATIONS: Any order may be subject to a 5% cancellation charge for catalog items. Cancellation of non-catalog or custom items will be subject to a 20% cancellation charge plus all costs (both direct and indirect) incurred by manufacturing at the point of cancellation that are properly allocated to the cancelled item(s).

LIMITATION OF LIABILITY: Neither party will be liable to the other for any delay or failure in performance arising directly out of war, sabotage, insurrection, riot, and any other act of civil disobedience, act of public enemy, fire, explosion, flood, storm, or other act of God or nature, or similar cause beyond its reasonable control, including shortage or unavailability of labor or materials. If, notwithstanding the foregoing limitations, Alarm Controls has any liability to the purchaser, the purchaser agrees that the total liability to the purchaser for all losses, damages, and causes of action, whether in contract, equity, tort (including without limitation, negligence and gross negligence), or otherwise, will not exceed the amount the purchaser paid to Alarm Controls for the products (including, without limitation, incidental or consequential damages, damages for lost profits or business interruption, and punitive damages).

NO THIRD PARTY LIABILITY: If the purchaser uses the Alarm Controls Products on behalf of others or provides to others any products referenced herein, the Alarm Controls Parties shall have no liability to such persons whatsoever, and the purchaser agrees to defend and indemnify the Alarm Controls Parties from any and all claims and demands asserted against them, and from any legal fees, costs and other expenses that the Alarm Controls Parties incur therewith.

© 2025, Hanchett Entry Systems, Inc., an ASSA ABLOY Group company. | Patent pending and/or patent www.assaabloydss.com/patent

EXPORT CONTROL AND SANCTIONS:

1.1 The Customer represents and warrants to ASSA ABLOY ALARM CONTROLS that it will always act in compliance with Economic Sanctions and Export Control Laws, and that:

a) neither the Customer, its affiliates, or any of their respective directors, officers, employees nor, so far as the Customer is aware, any agents or other persons acting on behalf of any of the foregoing:

I. is, or has been, a Listed Person;

II. has engaged in any business dealings or activities that would reasonably be expected to result in it becoming a Listed Person;

III. directly or indirectly, has conducted or is conducting any business dealings or activities with or for the benefit of, or is otherwise involved in any business with a Listed Person, or otherwise acting in violation of Economic Sanctions and Export Control Laws;

IV. has engaged or is engaging in any transaction that circumvents, evades or avoids, or has the purpose or effect of circumventing, evading or avoiding, or attempts to violate, any Economic Sanctions and Export Control Laws; or

V. is, or has been, in violation of, or subject to, any investigation or enquiry by, or on behalf of, any governmental or other regulatory body relating to Economic Sanctions and Export Control Laws.

b) the Customer shall act in compliance with Economic Sanctions and Export Control Laws, and shall not sell nor re-export the Product without all requisite licenses and approvals under Economic Sanctions and Export Control Laws;

c) the Customer shall not sell, export or re-export, the Product, directly or indirectly, to the Russian Federation or Belarus or for use in the Russian Federation or Belarus (whether or not permitted under Economic Sanctions and Export Control Laws applicable to the Customer);

d) the Customer shall undertake its best efforts to ensure that the purpose of this Clause is not frustrated by any third parties further down the commercial chain, including by possible resellers;

e) the Customer agrees to (i) cascade the contractual obligations set forth in this Section 1.1. in contracts with third parties, including possible resellers, further down the commercial chain.; and (ii) set up and maintain an adequate monitoring mechanism to detect conduct by any third parties further down the commercial chain, including by possible resellers, that would frustrate the purpose of this Section 1.1;

f) the representations and warranties set forth in this Section 1.1 above shall always remain true and correct;

g) the Customer will provide written notice to ASSA ABLOY ALARM CONTROLS as promptly as possible and in any event within five business days, if (i) any representation or warranty should cease to be true at any time., or (ii) the Customer should encounter any problems in applying paragraphs b)- e) in this Section 1.1 above, including any relevant activities by third parties that could frustrate the purpose of said paragraphs b)- e); and

h) the Customer will not engage in any transaction for Military End-Use unless explicitly approved in writing by ASSA ABLOY ALARM CONTROLS.

i) The Customer will provide all information relating to requests for Products that the Customer suspects could violate or circumvent Economic Sanctions and Export Control Laws, including requests from or on behalf of a Listed Person, and other attempts to acquire ASSA ABLOY ALARM CONTROLS products in violation of Economic Sanctions and Export Control Laws. The Customer will, to the best of its abilities, cooperate with ASSA ABLOY ALARM CONTROLS to facilitate compliance with Economic Sanctions and Export Control Laws and will upon ASSA ABLOY ALARM CONTROL's request provide ASSA ABLOY ALARM CONTROLS with true, complete and correct copies of all documentation relating to any business dealings involving the Product, including but not limited to, end-user certifications, information concerning compliance with the obligations under above paragraphs b)- e) in this Section 1.1, and other information as may be required by ASSA ABLOY ALARM CONTROLS within two weeks of the simple request of such information.

1.2 ASSA ABLOY ALARM CONTROLS shall not be obliged to make any payment or take any other action if ASSA ABLOY ALARM CONTROLS believes in good faith that such action may constitute a violation, contribute to a violation, or constitute a circumvention of any Economic Sanctions and Export Control Laws.

1.3 This agreement may be terminated immediately by ASSA ABLOY ALARM CONTROLS by written notice to the Customer if:

(a) the Customer fails to provide any notice required under this Section 1.1 above, or should ASSA ABLOY ALARM CONTROLS determine, in its sole discretion, that any representation or warranty set forth in Section 1.1 above has failed to be true and correct at any time;

(b) the Customer has misrepresented or failed to properly disclose any material fact, or to provide any documentation, certifications or information requested by ASSA ABLOY ALARM CONTROLS; or,

(c) either party's ability to fulfil an obligation under this agreement is materially affected by the imposition of restrictions in Economic Sanctions and Export Control Laws.

1.4 Upon any such termination, this agreement and all rights and obligations hereunder shall immediately terminate, provided that the Customer shall remain liable to ASSA ABLOY ALARM CONTROLS for any breach of its obligations hereunder.

1.5 The Customer shall indemnify ASSA ABLOY ALARM CONTROLS and its affiliates, directors, officers, employees, advisors, agents and

© 2025, Hanchett Entry Systems, Inc., an ASSA ABLOY Group company. | Patent pending and/or patent www.assaabloydss.com/patent

holders of its equity interests (collectively, "Indemnitees") against, and shall hold each Indemnitee harmless from, any and all third party claims, damages and liabilities, including the reasonable fees, charges and disbursements of counsel, incurred by or asserted against any Indemnitee arising out of, in connection with, or as a result of (a) any representation or warranty set forth in Section 1.1 above not being true and correct when made, (b) any breach by the Supplier of any obligation under Section 1.1 or 1.2 above, or (c) any claim, litigation, investigation or proceeding relating to any of the foregoing, whether based on contract, tort or any other theory. This indemnity shall survive the termination of this agreement indefinitely.

For the purposes of this part of the agreement under the heading "Export Control and Sanctions",

"***Economic Sanctions and Export Control Laws***" means all economic sanctions and export control laws, regulations, rules or restrictive measures, including but not limited to import and export restrictions on materials, intellectual property, other intangible personal property, services, items and transactions, adopted and enforced by governmental authorities of Canada, the EU, UK, UN, USA or any other relevant governmental or regulatory authority, applicable to the ASSA ABLOY ALARM CONTROLS or the Customer.

"***Listed Person***" means individuals and entities listed, or parties that are determined to be owned or controlled by one or more individuals or entities listed, in Economic Sanctions and Export Control Laws.

Compliance with Anti-Trust, Anti-Corruption and Data Privacy Laws:

The Customer, its directors, officers, and employees shall perform their obligations under these Terms and Conditions in full compliance with the ASSA ABLOY Code of Conduct which is accessible online at:
Our Code of Conduct for business partners | ASSA ABLOY

Click this Link to Export Control and Sanctions for Canada

ALARM CONTROLS
ASSA ABLOY

Experience a safer
and more open world

© 2025, Hanchett Entry Systems, Inc., an ASSA ABLOY Group company. | Patent pending and/or patent www.assaabloydss.com/patent

NOTES

You Dream It. We Build It.

Alarm Controls offers the most extensive range of door control customization in the industry. Additionally there are no minimum order quantities or long wait times like other manufacturers.

ALARM CONTROLS
ASSA ABLOY

AlarmControls.com/custom

Experience a safer and more open world

NOTES

ProductIndex

PRODUCT	PAGE #	PRODUCT	PAGE #	PRODUCT	PAGE #	PRODUCT	PAGE #
10C	N/S	**AM6332**	15	**EB Series**	26	**LDR120**	118
320S	3	**AM6338**	18	**EL101**	81	**LDY**	118
426	N/S	**AM6360**	16	**EXP-1**	55	**LDYL**	118
450	116	**AM6361**	16	**EXP-2**	55	**LNB-6**	11
450(25)	116	**AM6370**	18	**EXP-15**	55	**LNB-6-SREX**	11
600D	5	**AM6370C**	18	**EXP-25**	55	**LNB-12**	11
600DLB	5	**AM6375**	18	**FA-200**	116	**LNB-12-SREX**	11
600LB	4	**APS-200**	103	**FA-200(50)**	116	**LUC**	N/S
600S	4	**APS-200FT**	103	**FT-1**	N/S	**LUCS**	N/S
600WP	6	**APS-2004C**	103	**FT-2**	N/S	**MCK Series**	82
856LEDSM	28	**CL-3**	108	**GBS-1**	52	**MP-20**	62
1200D	8	**CP Series**	101	**GDH**	16	**MP-21**	62
1200DE	10	**CP1 Series**	*	**GR**	N/S	**MP-26**	62
1200LB	7	**CP 1-MREX**	*	**JN-1**	16	**MP-26A**	62
1200S	7	**CP2 Series**	*	**JN-50**	16	**MP-28**	63
1200WP	9	**CP 3 Series**	*	**JP Series**	58	**MP-29**	63
2405	81	**CP4 Series**	*	**K-05**	117	**MP-30**	63
30538	N/S	**CY-1**	83	**K-05(25)**	117	**MP-31**	63
30583	N/S	**CY-1A**	83	**K-13**	117	**MP-44**	63
AC25	108	**DE-1**	50	**K-13(25)**	117	**MT-1**	115
AC30	108	**DE-1RED**	50	**KA-105**	80	**MTK-1**	16
AES-100	91	**DJ-1**	15	**KA-105A**	117	**NTB-1**	54
AES-200	92	**DL-1**	106	**KA-106**	80	**NTB-2**	54
AES-300	93	**DL-2**	106	**KA-106A**	80	**NTB-3**	54
AI-624	115	**DL-24**	N/S	**KA-107**	80	**NTS-1**	53
AM3300	15	**DL-30**	N/S	**KA-107A**	80	**NTS-2**	53
AM3305	15	**DL-36**	N/S	**KA-107ANC**	80	**NTS-3**	53
AM3310	18	**DL-48**	N/S	**KA-108**	80	**PA100**	113
AM3315	18	**DL-60**	N/S	**KA-108A**	80	**PA-200**	113
AM3320	17	**DL2EC**	108	**KA-109**	81	**PA-300**	113
AM3320C	17	**DL-2ELECTRO**	106	**KA-109A**	81	**PBL Series**	24
AM3325	17	**DTC Series**	100	**KA-110**	81	**PBM Series**	25
AM3326	17	**DUC-1B**	15	**KA-110A**	81	**PD Series**	56
AM3330	15	**DUC-1C**	15	**KA-111**	81	**PD4C**	105
AM3331	15	**DUC-2B**	15	**KA-111A**	81	**PDFT**	104
AM3332	15	**DUC-2C**	15	**KA-100A**	86	**PL910**	80
AM3335	18	**DUC-3B**	15	**KP-200**	87	**PL927**	80
AM3335A	18	**DUC-3C**	15	**KP-300**	87	**PN Series**	56
AM3370	17	**DUC-4B**	15	**KP-400**	88	**PS Series**	56
AM3370C	18	**DUC-4C**	15	**KR Series**	22	**PT Series**	56
AM3375	18	**DUC-5B**	15	**KR-1KEY**	49	**REB-1A**	59
AM6300	15	**DUC-5C**	15	**LA32**	112	**REB-1ADURO**	59
AM6305	15	**DUC-6B**	15	**LDB**	118	**RP-01**	64
AM6310	18	**DUC-6C**	15	**LDB-1**	118	**RP-01A**	64
AM6320	17	**DUC-7B**	15	**LDG**	118	**RP-01M**	64
AM6320C	17	**DUC-7C**	15	**LDG-L**	118	**RP-01MA**	64
AM6325	17	**DUC-8B**	15	**LDG120**	118	**RP-01SG**	64
AM6326	17	**DUC-8C**	15	**LDR-B**	118	**RP-02**	64
AM6330	15	**DUC-9B**	15	**LDRF**	118	**RP-02SS**	64
AM6331	15	**DUC-9C**	15	**LDR-L**	118	**RP-03**	65

NOTES: * = Custom Part N/S = Not Shown Check Price List for full listing of available part numbers.

© 2025, Hanchett Entry Systems, Inc., an ASSA ABLOY Group company. | Patent pending and/or patent www.assaabloydss.com/patent

ProductIndex *continued*

PRODUCT	PAGE #	PRODUCT	PAGE #	PRODUCT	PAGE #	PRODUCT	PAGE #
RP-03A	65	**RP-45**	76	**TS-3TD**	31	**TS-21R**	38
RP-03M	65	**RP-45SLIMLINE**	76	**TS-4**	32	**TS-25**	51
RP-03MA	65	**RP-46**	76	**TS-4-2**	31	**TS-26**	51
RP-03SG	65	**RP-46P/F/M**	76	**TS-4-2T**	33	**TS-27B**	38
RP-04	65	**RP-46P/F/MC**	76	**TS-4TD**	33	**TS-27R**	38
RP-04L	65	**RP-47**	76	**TS-5**	34	**TS-27T**	38
RP-05	66	**RP-48**	76	**TS-5-2**	34	**TS-32**	23
RP-05SLIM	66	**RP-49**	77	**TS-5-2T**	35	**TS-32B**	23
RP-07	67	**RP-49MOM**	77	**TS-5T**	35	**TS-32G**	23
RP-08	67	**RP-50**	77	**TS-5TD**	35	**TS-33**	N/S
RP-09	68	**RP-50M**	77	**TS-6**	36	**TS-34**	112
RP-09L	68	**RP-100**	78	**TS-6L**	36	**TS-36**	40
RP-09LSLIMLINE	68	**RP-100302**	78	**TS-6T**	36	**TS-36302**	40
RP-09SLIMLINE	68	**RP-100SLIM**	78	**TS-7**	37	**TS-41**	111
RP-20	68	**RPX Series**	*	**TS-7L**	37	**TS-42**	112
RP-21	69	**RT-1**	110	**TS-7T**	37	**TS-50**	41
RP-22	69	**RT-1T**	110	**TS-8**	36	**TS-50B**	41
RP-23	70	**RT-1TW**	110	**TS-8L**	36	**TS-50G**	41
RP-23A	70	**RT-3**	110	**TS-8T**	36	**TS-55G**	94
RP-23SLIMLINE	70	**RT-3R**	110	**TS-9**	37	**TS-55R**	98
RP-24	70	**SC628**	113	**TS-9L**	37	**TS-56G**	99
RP-24SG	70	**SF-117**	N/S	**TS-10**	46	**TS-56R**	99
RP-25	70	**SLP-_L Series**	97	**TS-10**	46	**TS-60**	45
RP-26	71	**SLP-_M Series**	96	**TS-10302**	46	**WP-4**	N/S
RP-26A	71	**SMB-01**	N/S	**TS-10T**	46	**WP-6**	N/S
RP-26ASLIM	71	**SMB-01A**	N/S	**TS-11**	46	**WPC**	N/S
RP-26SLIM	71	**SMB-3**	N/S	**TS-11T**	46	**ZP-4**	N/S
RP-27	71	**SMB-3D**	N/S	**TS-12**	47	**ZP-8**	N/S
RP-27A	71	**SPN Series**	*	**TS-12302**	47		
RP-27ASLIM	71	**SPX Series**	*	**TS-12T**	47		
RP-27SLIM	71	**SREX-100**	58	**TS-13**	47		
RP-28	72	**TS-1**	27	**TS-13T**	47		
RP-28302	72	**TS-1L**	27	**TS-14**	42		
RP-28BI	72	**TS-1R**	27	**TS-14302**	42		
RP-28FLASHING	72	**TS-2**	28	**TS-14N**	42		
RP-28L	72	**TS-2-2**	28	**TS-14NR**	42		
RP-28L302	72	**TS-2-2T**	29	**TS-14R**	42		
RP-28SL	72	**TS-2BLANK**	28	**TS-15**	43		
RP-29	72	**TS-2ENTER**	28	**TS-16**	43		
RP-29L	72	**TS-2R**	28	**TS-16302**	43		
RP-29L302	72	**TS-2T**	29	**TS-18**	49		
RP-29LSLIMLINE	72	**TS-2TBLANK**	29	**TS-18D**	49		
RP-29SLIMLINE	72	**TS-2TENTER**	29	**TS-19**	49		
RP-30	73	**TS-2TRED**	29	**TS-20**	49		
RP-30L	73	**TS-3**	30	**TS-20D**	49		
RP-33	74	**TS-3-2**	30	**TS-21B**	38		
RP-33SLIM	74	**TS-3-2T**	31	**TS-21G**	38		
RP-35	75	**TS-3BLANK**	30	**TS-21GPN**	44		
RP-44	76	**TS-3ENTER**	30	**TS-21RPN**	44		
RP-44SLIM	76	**TS-3T**	31	**TS-23**	48		

NOTES: * = Custom Part N/S = Not Shown Check Price List for full listing of available part numbers.

www.alarmcontrols.com | 800.645.5538
© 2025, Hanchett Entry Systems, Inc., an ASSA ABLOY Group company. | Patent pending and/or patent www.assaabloydss.com/patent

alarmcontrols.com

ALARM CONTROLS
ASSA ABLOY

The ASSA ABLOY Group is the global leader in access solutions. Every day we help people feel safe, secure and experience a more open world.

alarmcontrols.com

USA

(p) 800.645.5538 | (f) 631.586.6500 | alarmcontrols.com

customerservice.alarmcontrols@assaabloy.com
techsupport.alarmcontrols@assaabloy.com

Custom Product Inquiries
custom.alarmcontrols@assaabloy.com

CANADA

(p) 800.461.3007 | (f) 800.461.8989 | assaabloydss.ca

Customer Support in Canada
sales.dss.ca@assaabloy.com

Printed in the U.S. A.

Patent pending and/or patent www.assaabloydss.com/patents

Copyright © 2025, Hanchett Entry Systems, Inc., an ASSA ABLOY Group company. All rights reserved. Reproduction in whole or in part without the express written permission of Hanchett Entry Systems, Inc. is prohibited. AC-044-0725