SARGENT
ASSA ABLOY

PRODUCT CATALOG

Auxiliary Locks

Experience a safer
and more open world

SARGENT
ASSA ABLOY

Table of Contents

SSL1 Spring Latch For Security SideLight Applications . . . 3
8200 Series Deadbolt Mortise Locks . . . 4
4870 Series Mortise Deadbolts . . . 5
480 Series Grade 1 Deadbolts . . . 6
460 Series Grade 2 Deadbolts . . . 7
Status Indicators . . . 8
Status Indicator Retrofit Kit . . . 9
Padlocks . . . 10
Cabinet Locks . . . 11
Cylinder Options . . . 13-15

MICROSHIELD®

ASSA ABLOY Group companies offer MicroShield®, an anti-microbial coating for door hardware. MicroShield uses proven silver ion-based technology from Agion®, a leading provider of antimicrobial solutions, to stem the spread of bacteria and other microbes.

MicroShield® is a trademark of ASSA ABLOY Access and Egress Hardware Group, Inc.

MICROSHIELD® COATING

- Revolutionary finish coating available on all SARGENT product lines, utilizes a silver-based antimicrobial compound from Agion Technologies
- As an integral part of the finish coating, MicroShield lasts for the life of the hardware
- MicroShield coating permanently suppresses the growth of bacteria, algae, fungus, mold and mildew. It is effective against a broad spectrum of bacteria.
- Non-toxic and completely safe. The Agion antimicrobial compound is EPA and NSF approved and FDA listed for use in medical and food preparation equipment.
- Applications: Anywhere there is need for a clean environment (hospitals, laboratories, schools, medical centers, daycare, food processing etc.)

agion Nature's antimicrobial The Agion antimicrobial is not intended as a substitute for good hygiene. Coated products must still be cleaned to ensure the surfaces will be free of destructive microbes. ASSA ABLOY makes no representations or warranties, express or implied, as to the efficacy of the Agion antimicrobial. A copy of the Agion warranty is available upon request. Agion is a registered trademark of Agion Technologies, Inc., Wakefield, MA, USA.

WARNING

This product can expose you to lead which is known to the state of California to cause cancer and birth defects or other reproductive harm. For more information go to www.P65warnings.ca.gov.

Copyright © 2007-2026, SARGENT Manufacturing Company. All rights reserved. Reproduction in whole or in part without the express written permission of SARGENT Manufacturing Company is prohibited. Patent pending and/or patent www.assaabloydss.com/patents.

SSL1 Spring Latch

SARGENT
ASSA ABLOY

SARGENT SSL1 AUXILIARY LATCH

- SARGENT SSL1 is a spring loaded latchbolt retracted by a thumb turn on one side with no operation on the other side.
- The SSL1 Auxiliary Latch is the perfect solution for applications such as the Security Panel on the Security SideLight from CECO DOOR and CURRIES. Other applications include the top portion of a dutch door, communicating doors and shallow closets.
- Only recommended for areas with alternate exits
- ADA compliant thumb turn
- UL-cUL 3-hour fire rating
- 11 hardware finishes available

SECURITY SIDELIGHT SOLUTION

- The SSL1 spring-loaded latch used in conjunction with CECO DOOR and CURRIES Security SideLight doors and frames provide a full solution
- The Security Panel allows a free flow of light and an attached door panel can cover the SideLight window pane to provide privacy and to offer protection in emergency situations

Specifications

For Doors & Backset	2-3/4" (70mm) backset
Strike	2-3/4" (70mm) ANSI curved lip strike # 800
Bolt	1/2" (13mm) throw
Hand	Non Handed
UL Listed	UL Listed for use on fire doors, See Underwriters Laboratories Building Materials List
Finishes	03, 04, 10, 10B, 10BE, 14, 15, 26, 26D, BSP, WSP
Door Prep	Single sided prep

Any retrofit or other field modification to a fire rated opening can potentially impact the fire rating of the opening, and Sargent Manufacturing Company makes no representations or warranties concerning what such impact may be in any specific situation. When retrofitting any portion of an existing fire rated opening, or specifying and installing a new fire-rated opening, please consult with a code specialist or local code official (Authority Having Jurisdiction) to ensure compliance with all applicable codes and ratings.

Security SideLight offered through CECO DOOR and CURRIES

How To Order

SSL1	26D
Product	Finish

Copyright © 2007-2026, SARGENT Manufacturing Company. All rights reserved. Reproduction in whole or in part without the express written permission of SARGENT Manufacturing Company is prohibited. Patent pending and/or patent www.assaabloydss.com/patents.

SARGENT
ASSA ABLOY

8200 Series Deadbolts

Specifications

For Doors	Door thickness 1-3/4" (44mm) standard (For thicker doors, consult factory)
Backset	2-3/4" only
Strike	4-7/8" (124mm), ANSI Standard Available finishes 03, 04, 09, 10, 10BE, 10BL, 15, 20D, 32, 32D, BSP, WSP
Deadbolt	One piece hardened stainless steel deadbolt with 1" (25mm) throw
Cylinder	Brass, 6 pin. 2 keys per lock. Also available with the SARGENT Signature and Keso and Keso F1 security systems **NOTE: See 8200 Mortise Lock catalog for details on cylinder requirements.**
Masterkeying	Can be masterkeyed. Construction key systems available
Case	12 gauge heavy duty wrought steel, zinc dichromate plated
Outside Front Plate	Brass, bronze and stainless steel. 8" (203mm) x 1-1/4" (32mm), ANSI Standard A156.115. Adjustable at any angle from flat to beveled 1/8" (3mm) in 2" (51mm)
Hand	Non-handed
Mechanical Options	Cylinder Options see page 13-14 1- For 1-3/8" thick doors; front 1-1/16" wide 23- 4-7/8" (124mm) ANSI Strike with 1-1/8" (29mm) Flat Lip 31- 2-1/4"- 2-1/2" thick doors, centered in door prep, no paneling. Consult factory for other door thicknesses available by special application. 36- 6 Lobe Torx® Security Screws 37- Spanner head security screws 74- Lock case wrapped in lead (specify hand) SG- MicroShield® antimicrobial clear powder coat (only available with 32D) WBS- Wrought Box Strike
Finishes	03, 04, 09, 10, 10B, 10BE, 10BL, 15, 20D, 26, 26D, 32, 32D, BSP, WSP

8200 Deadlock

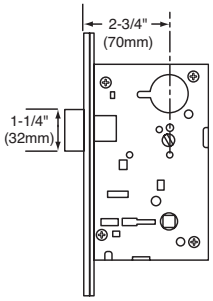

How To Order

10-28-	8230	26D
Options	Series x Function	Finish
Mechanical Options this page	8203	03, 04, 09, 10, 10B, 10BE, 10BL, 15, 20D, 26, 26D, 32, 32D, BSP, WSP
	8220	
Cylinder Options page 13-14	8221	
	8222	
	8223	

7730 Strike (Standard)

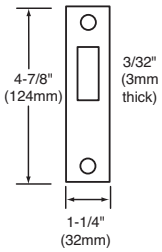

82-0229 Strike Flat Lip Alternative (23- Option)

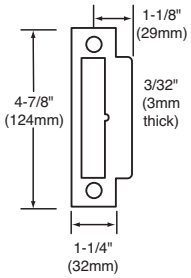

82-0109 Strike Curved Lip Alternative (Specify as 82-0109)

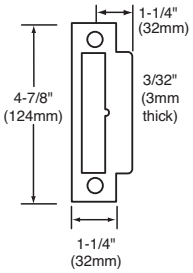

Functions

03 Classroom	20 Deadlock	21 Deadlock	22 Deadlock	23 Classroom
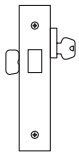	*** 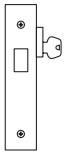	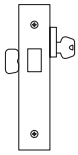	*** 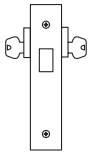	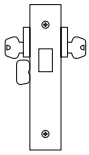
• Key outside operates deadbolt • Thumb turn inside retracts deadbolt, but will not project it	• Key outside operates deadbolt • No inside operation • **ANSI F18**	• Key outside operates deadbolt • Thumb turn inside operates deadbolt • **ANSI F17**	• Key from either side operates deadbolt • **ANSI F16**	• Key from either side operates deadbolt • Thumb turn inside will retract deadbolt, but will not project it

***** For use only on rooms with more than one exit**

NOTE: For deadbolt function locks with levers see the 8200 Mortise Lock Catalog

Copyright © 2007-2026, SARGENT Manufacturing Company. All rights reserved. Reproduction in whole or in part without the express written permission of SARGENT Manufacturing Company is prohibited. Patent pending and/or patent www.assaabloydss.com/patents.

SARGENT
ASSA ABLOY

4870 Series Deadbolts

Specifications

For Doors	Door thickness 1-3/4" (44mm) standard (For thicker doors, consult factory)
Backset	2-3/4" (70mm) only
Strike	# 480 Strike Standard: 3-1/2" (89mm) x 1-1/8" (29mm); For Strike Box, specify WBS when ordering
Bolt	Laminated Stacked Steel Deadbolt with Hardened Pin and a 1" throw
Cylinder	Brass 6 pin. Two nickel silver keys per lock (Control key must be ordered separately, when required)
Cylinder Ring	97 Rosette (standard with #41 Cylinder), 1KB rosette optional (specify on order) **NOTE:** See 8200 Mortise Lock catalog for details on cylinder collar kit.
Case	Heavy wrought steel, .093 thick, protected with a zinc dichromate finish
Outside	Brass, bronze, stainless steel. 4-5/8" (117mm) x 1-1/8" (29mm) Front Plate Adjustable for flat or beveled doors (bevel adjustment 1/8" (3mm) in 2" (51mm)
Hand	Non handed, field reversible (except for 74-)
Thumb Turn	130W ADA Thumb turn (standard); optional larger thumb turn (specify LB-)
UL/cUL Listed	4870 series deadlocks, when used in conjunction with the primary latching device, are UL/cUL listed for use on fire doors having a rating up to and including 3 hours. In addition, the 4870 series are cUL listed for use on wood doors having a rating up to and including 90 minutes.
Mechanical Options	Cylinder Options see pages 13-14 28- 7710 Flat Lip ANSI Strike 4-7/8" (124mm) x 1-1/4" (32mm) 36- Torx® security screws 37- Spanner head security screws 74- Lock case wrapped in lead (specify hand) LB- Larger size ADA thumbturn SG- MicroShield® antimicrobial clear powder coat (only available with 32D) WBS- Wrought Box Strike
Finishes	03, 04, 09, 10, 10B, 10BE, 10BL, 14, 15, 20D, 26, 26D, 32, 32D, BSP, WSP

4870 Series Deadlock

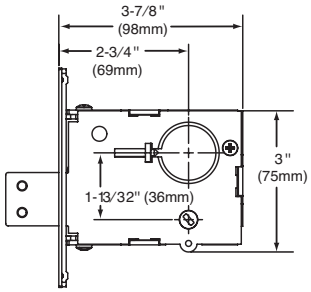

Any retrofit or other field modification to a fire rated opening can potentially impact the fire rating of the opening, and Sargent Manufacturing Company makes no representations or warranties concerning what such impact may be in any specific situation. When retrofitting any portion of an existing fire rated opening, or specifying and installing a new fire-rated opening, please consult with a code specialist or local code official (Authority Having Jurisdiction) to ensure compliance with all applicable codes and ratings.

How To Order

10-28-	4874	26D
Options	Series x Function	Finish
Mechanical Options this page	4874	03, 04, 09, 10, 10B, 10BE, 10BL, 14, 15, 20D, 26, 26D, 32, 32D, BSP, WSP
	4875	
Cylinder Options page 13-14	4876	
	4877	
	4878	
	4879	

480 Strike (Standard)

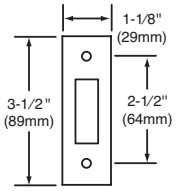

7710 Strike (28- Option)

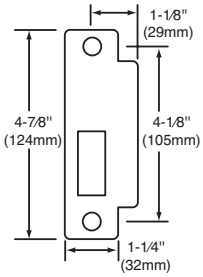

7730 Strike (Ordered separately)

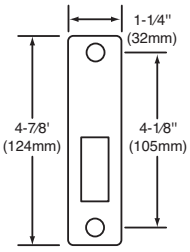

Functions

4874 Double Cylinder	4875 Single Cylinder x Thumb Turn	4876 Single Cylinder	4877 Classroom x Thumb Turn	4878 Public Toilet	4879 Exit Lock
*** 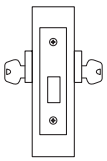	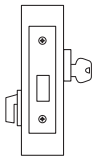	*** 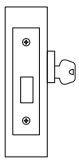		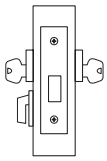	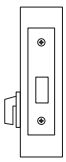
• Key from either side operates deadbolt • **ANSI E06061**	• Key outside operates deadbolt • Thumb turn inside operates deadbolt • **ANSI E06071**	• Key outside operates deadbolt • No inside operation • **ANSI E06081**	• Key outside operates deadbolt • Thumb turn inside retracts deadbolt, but will not project it • **ANSI E06091**	• Key from either side operates deadbolt • Thumb turn inside retracts deadbolt, but will not project it	• Thumb turn inside operates deadbolt • No outside operation

***** For use only on rooms with more than one exit**

Copyright © 2007-2026, SARGENT Manufacturing Company. All rights reserved. Reproduction in whole or in part without the express written permission of SARGENT Manufacturing Company is prohibited. Patent pending and/or patent www.assaabloydss.com/patents.

SARGENT
ASSA ABLOY

480 Series
Grade 1 Deadbolts

Specifications

For Doors	1-3/8" (35mm) to 1-3/4" (44mm) thick standard For doors over 1-3/4" (44mm) consult factory (2-1/4" Thick door max)
Door Prep	Fits 161 (standard) cut outs and Fits 160 with 2-3/8" (60mm) backset with 1" (25mm) front and for 1-3/8" (35mm) thick door
Backsets	2-3/4" (70mm) standard. 2-3/8" (60mm) optional (20- option)
Strike	Wrought brass, bronze or stainless steel
Bolt	Solid steel with hardened steel pin insert and nickel silver plating 7/8" (22mm) x 5/8" (16mm) x 1" (25mm) throw
Cylinder	Brass, 6 pin. 2 nickel silver keys
Masterkeying	Can be masterkeyed. Construction key system available
Front	Wrought brass, bronze or stainless steel 2-1/4" (57mm) x 1-1/8" (29mm) with fixed bevel 1/8" (3mm) in 2" (51mm) furnished standard
Hand	Non handed, field reversible
Thumb Turn	Non-ferrous
Housing	Non-ferrous, reinforced, one piece 2-1/2" (64mm) diameter LFIC options: housing brass & zinc, two piece Concealed screws on double cylinder function
ANSI/BHMA	A156.36 Certified Grade 1 BHMA CERTIFIED
UL/cUL Listed	480 series deadbolts, when used in conjunction with the primary latching device, are UL/cUL listed for use with Classified steel covered composite or hollow metal doors rated up to and including 3 hours; wood and plastic covered composite doors rated up to and including 1-1/2 hours; and wood core doors rated for 20 minutes.
Positive Pressure	Meets ANSI/UL 10C, Positive Pressure Fire Test of Door Assemblies
Mechanical Options	Cylinder Options see page 13-14 16- 400 "T" shaped strike with strike box 20- 2-3/8" (60mm) backset. 2-3/4" (70mm) x 1" (25mm) wide front 28- 408 Flat lip strike ANSI A115.2 31- For 2-1/4" to 2-1/2" thick doors, centered in door prep, no paneling. 37- Spanner Head Screw 48- 488 Reinforced strike with 4 mounting screws and strike box
Finishes	03, 04, 09, 10, 10B, 10BE, 14, 15, 26, 26D, BSP, WSP

Any retrofit or other field modification to a fire rated opening can potentially impact the fire rating of the opening, and Sargent Manufacturing Company makes no representations or warranties concerning what such impact may be in any specific situation. When retrofitting any portion of an existing fire rated opening, or specifying and installing a new fire-rated opening, please consult with a code specialist or local code official (Authority Having Jurisdiction) to ensure compliance with all applicable codes and ratings.

480 Series Deadbolt

404 Strike
(Standard)

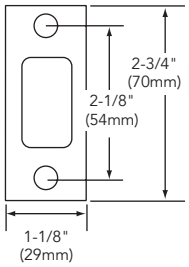

400 T-Shaped Strike
(16- Option)

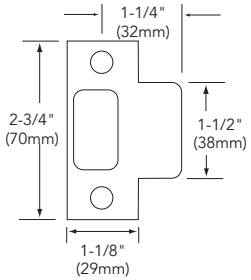

488 Reinforced Strike
(48- Option)

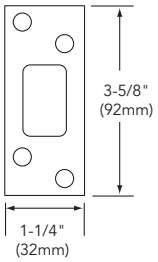

408 Flat Lip Strike
(28- Option)

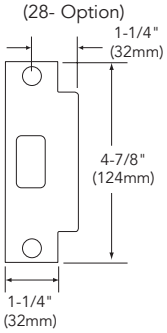

How To Order

10-28-	487	26D
Options	Series x Function	Finish
Mechanical Options this page	484	03, 04, 09, 10, 10B, 10BE, 14, 15, 26, 26D, BSP, WSP
	485	
Cylinder Options Page 13-14	486	
	487	
	489	

Packaging — 480 Series

Approximate Shipping Weights	
2 lbs. (.9 kg)/Box	12 Boxes/Case

Functions

* **Note** - Use only on rooms with more than one exit

*484 Double Cylinder	485 Single Cylinder	*486 Single Cylinder	487 Classroom	489 Exit
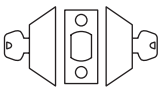	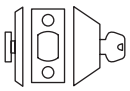	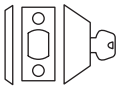	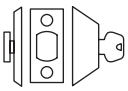	
• Key from either side operates deadbolt • **ANSI E0141**	• Key outside operates deadbolt • Thumb turn inside operates deadbolt • **ANSI E0151**	• Key outside operates deadbolt • Blank plate by exposed screws inside. Minimum 1" (25mm) required between doors • **ANSI E0161**	• Key outside operates deadbolt • Thumb turn inside retracts deadbolt, but will not project the deadbolt • **ANSI E0171**	• Thumb turn inside operates deadbolt • Blank outside plate • **ANSI E01111**

Copyright © 2007-2026, SARGENT Manufacturing Company. All rights reserved. Reproduction in whole or in part without the express written permission of SARGENT Manufacturing Company is prohibited. Patent pending and/or patent www.assaabloydss.com/patents.

SARGENT
ASSA ABLOY

460 Series
Grade 2 Deadbolts

Specifications

For Doors	1-3/8" (35mm) to 1-3/4" (44mm) thick standard For doors over 1-3/4" (44mm) consult factory (2-1/4" Thick door max)
Door Prep	Fits 161 (standard) cut outs and Fits 160 with 2-3/8" (60mm) backset with 1" (25mm) front and for 1-3/8" (35mm) thick door
Backsets	2-3/4" (70mm) standard. 2-3/8" (60mm) optional (20- option)
Strike	Wrought brass, bronze or stainless steel. Each unit includes a metal and wood frame strike with dust box
Bolt	Solid steel with hardened steel pin insert and nickel silver plating 7/8" (22mm) x 5/8" (16mm) x 1" (25mm) throw
Cylinder	Brass, 6 pin. 2 nickel silver keys
Masterkeying	Can be masterkeyed. Construction key system available
Front	Wrought brass, bronze or stainless steel 2-1/4" (57mm) x 1-1/8" (29mm) with fixed bevel 1/8" (3mm) in 2" (51mm) furnished standard
Hand	Non handed, field reversible
Thumb Turn	Non-ferrous
Housing	Non-ferrous, reinforced, one piece 2-1/2" (64mm) diameter Concealed screws on double cylinder function
ANSI/BHMA	A156.36 Certified Grade 2 BHMA CERTIFIED
UL/cUL Listed	460 series deadbolts, when used in conjunction with the primary latching device, are UL/cUL listed for use with Classified steel covered composite or hollow metal doors rated up to and including 3 hours; wood and plastic covered composite doors rated up to and including 1-1/2 hours; and wood core doors rated for 20 minutes.
Positive Pressure	Meets ANSI/UL 10C, Positive Pressure Fire Test of Door Assemblies
Mechanical Options	Status Indicator Options see page 8 Cylinder Options see page 13-14 20- 2-3/8" (60mm) backset. 2-3/4" (70mm) x 1" (25mm) wide front
Finishes	03, 04, 10B, 10BE, 26, 26D, BSP

Any retrofit or other field modification to a fire rated opening can potentially impact the fire rating of the opening, and Sargent Manufacturing Company makes no representations or warranties concerning what such impact may be in any specific situation. When retrofitting any portion of an existing fire rated opening, or specifying and installing a new fire-rated opening, please consult with a code specialist or local code official (Authority Having Jurisdiction) to ensure compliance with all applicable codes and ratings.

460 Series Deadbolt

Inside Thumb Turn

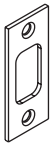

Metal Frame Strike
Standard
2-3/4" (70mm) x 1-1/8" (29mm). To order separately, specify 404 x Finish

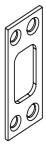

Wood Frame Strike
Standard
2-3/4" (70mm) x 1-1/8" (29mm). To order separately, specify 410 x Finish.

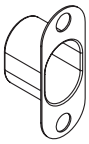

Dust Box
Standard. To order separately, specify part number 16-0277.

How To Order

10-V01	465	26D
Options	Series x Function	Finish
Cylinder Options Pages 12-13	464	03, 04, 10B, 10BE, 26, 26D, BSP
	465	
Status Indicator Options Page 8	468	

Packaging — 460 Series

Approximate Shipping Weights	
2 lbs. (.9 kg)/Box	12 Boxes/Case

Functions

*464 Double Cylinder	465 Single Cylinder	468 Thumb Turn x Indicator
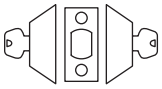	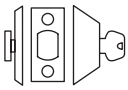	
• Key from either side operates deadbolt • **ANSI E0142**	• Key outside operates deadbolt • Thumb turn inside operates deadbolt • **ANSI E0152**	• Thumb turn inside operates deadbolt • Emergency override key outside • Indicator standard both sides, specify indicator option code (V21 standard) • **ANSI E01112**

*Use only on rooms with more than one exit

Copyright © 2007-2026, SARGENT Manufacturing Company. All rights reserved. Reproduction in whole or in part without the express written permission of SARGENT Manufacturing Company is prohibited. Patent pending and/or patent www.assaabloydss.com/patents.

Status Indicators

SARGENT
ASSA ABLOY

Status indicators can be used in a variety of applications and are most commonly used to identify occupancy status of a room.
- Restrooms
- Quiet rooms
- Nursing mother's rooms

468 Outside Shown

Features:

- Multiple indicator windows
- Large indicator windows
- Color, wording and symbols
- Options for wording/color
- Oversized thumbturn*
- Patented thumbturn indicator
- Patent pending indicator retrofit kit
- Field reversible for handing

Thumbturn Indicator Shown

DEADBOLT STATUS INDICATOR AVAILABILITY

460 Series Grade 2
- Double indicator provided standard for indicator x blank plate function (468)
- Single indicator available as an option for thumbturn on cylinder x thumbturn function (465)
- Single indicator retrofit kits available to upgrade outside on cylinder functions (deadbolt provided separately, see chart next page for compatibility)

480 Series Grade 1
- Single indicator retrofit kits available to upgrade outside on cylinder functions (deadbolt provided separately, see chart next page for compatibility)

INDICATOR OPTIONS CODES (USED ONLY WITH BLANK PLATE FUNCTION AND FOR THUMBTURN INDICATOR)

Indicator option codes are designed to convey wording and color in one simple code and must be specified when ordering.

Single Indicator			
Available For	**Option Code**	**Inside Wording**	**Color**
465 Thumbturn	V01	Unlocked/Locked	Green/Red
	V01F	Ouvert/Fermé	Green/Red
	V04	Unlocked/Locked	White/Red

Double Indicator				
Available For	**Option Code**	**Outside Wording**	**Inside Wording**	**Color**
468	V21^	Vacant/Occupied	Unlocked/Locked	Green/Red
	V21F	Libre/Occupée	Ouvert/Fermé	Green/Red
	V54	Vacant/Occupied	Unlocked/Locked	White/Red

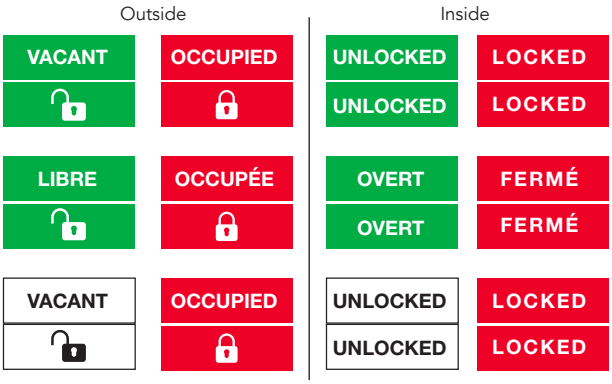

See page 8 for indicator option codes used with retrofit kits.
^ V21 provided standard for 468 unless otherwise specified
*Oversized thumbturn standard on 460 Series only at this time. Other functions available by special application. Contact customer service for more details.

Copyright © 2007-2026, SARGENT Manufacturing Company. All rights reserved. Reproduction in whole or in part without the express written permission of SARGENT Manufacturing Company is prohibited. Patent pending and/or patent www.assaabloydss.com/patents.

Status Indicator Retrofit Kit

SARGENT
ASSA ABLOY

Retrofit kits are available to provide status indicators for the keyed side of 480 or 460 Series cylindrical deadbolts. Kits include all parts required to upgrade the outside to display Locked/Unlocked status.

Shown with 460 Series deadbolt (ordered separately)

CERTIFICATIONS

UL/cUL Classified for use on 3-hour fire doors using SARGENT 480 or 460 Series deadbolts.

KIT MODELS

Separate kits are available to accommodate fixed core cylinders, large format interchangeable core (LFIC) or small format interchangeable core (SFIC).

Model #	Description
SA201	Used with fixed core cylinder deadbolts
SA202	Used with SFIC deadbolts
SA203	Used with LFIC deadbolts

STATUS INDICATOR OPTION CODES (USED ONLY WITH RETROFIT KITS)

Indicator option codes are designed to convey wording and color in one simple code and must be specified when ordering.

Single Indicator			
Available For	**Option Code**	**Outside Wording**	**Color**
SA201 SA202 SA203	V10	Unlocked/Locked	Green/Red
	V10F	Ouvert/Fermé	Green/Red
	V40	Unlocked/Locked	White/Red

UNLOCKED LOCKED
UNLOCKED LOCKED

OVERT FERMÉ
OVERT FERMÉ

UNLOCKED LOCKED
UNLOCKED LOCKED

KIT FINISHES

Retrofit kits are available in the following finishes: 10BE, 26D, BSP

KIT COMPATIBILITY

Retrofit kits do not include deadbolts. Deadbolts must be ordered separately.

Kits are compatible with the following SARGENT 480 and 460 Series functions:

Function Description	480 Series Grade 1	460 Series Grade 2
Cylinder x Thumbturn	485	465
Cylinder x Cylinder (outside only)	484	464
Cylinder x Blank Rose (exposed screws)	486	—

Copyright © 2007-2026, SARGENT Manufacturing Company. All rights reserved. Reproduction in whole or in part without the express written permission of SARGENT Manufacturing Company is prohibited. Patent pending and/or patent www.assaabloydss.com/patents.

Padlocks

SARGENT
ASSA ABLOY

758 & 858 Padlock Features

- Cylinder easily removed while in the unlocked position for rekeying
- Available in the following single key sections S, R, U, CR and the following keyway families L, R, H, C, A, B, K, N, V
- Easily keyed into SARGENT master keyed systems
- 6 pin cylinder standard
- Shackle locked by dual ball bearings for extra security

Specifications: 758 & 858 Padlocks
Body-Solid Brass for exterior applications

Cylinder	Utilizes standard 10 Line cylinder with shorter padlock tail piece, keyed different as standard (cylinder catalog part no. C750-1)
758	Key retaining. Key removable in locked position only
858	Non key retaining. Key can be removed while unlocked and relocked without key
Case	Satin brass. Solid one piece construction 2" x 2-1/4"
Keys	Two keys provided as standard
Shackle Heights	1" Standard, for 2" (specify 758-2 & 858-2), and 4" (specify 758-4 & 858-4) all 11/32" diameter
Shackle Material	Stainless steel shackle standard for 758 and 858 Hardened steel - optional (specify 758HS or 858HS)
Weather Protection Standard	Shackle protected with rubber shields to prevent freezing in the winter
Chain (optional)	Chain 9" long (specify 758C or 858C)

758 & 858 Padlocks options see page 14

How To Order

SC-	758	2	HS	C
Options	**Padlocks**	**Shackle Height**	**Shackle Material**	**Chain**
Cylinder options see page 13-14	758	1" - Std	Hardened Steel - HS	C
	858	2" - 2		
		4" - 4		

Keso F1 & Keso 856 & 857 Padlocks

- Available with Keso F1- and Keso; specify F1-82- for Keso F1- specify 82 for std Keso
- Same cylinder security as offered in other Keso Security System locks. Can be masterkeyed with all locks in the system
- Positive deadlocking construction — no springs which can be forced
- Two stainless steel balls lock shackle. Forcing of shackle increases locking action

82-856 Shown

Specifications: F1-82-856 and F1-82-857

856	Non key retaining. Key can be removed while unlocked and relocked without key
857	Key Retaining. Key removable in locked position only
Case	Brass
Case Finishes	Satin brass standard
Case Dimensions	2" x 2" x 1-1/8"
Shackle	Stainless Steel standard Hardened steel, Nickel Plated - optional (specify 856HS or 857HS)
Shackle Diameter	11/32"
Shackle Clearance	1" Standard, for 2-1/2" (specify 856-2 & 857-2), and 4" (specify 856-4 & 857-4)
Weather Protection Standard	Shackle protected with rubber shields to prevent freezing
Chain (optional)	Chain 9" long (specify 856C or 857C)

How To Order

F1-82-	856	-2	HS	C
Options	**Padlocks**	**Shackle Height**	**Shackle Material**	**Chain**
F1-82-	856	1" - Std	Hardened Steel - HS	C
82-	857	2-1/2" - 2		
		4" - 4		

Copyright © 2007-2026, SARGENT Manufacturing Company. All rights reserved. Reproduction in whole or in part without the express written permission of SARGENT Manufacturing Company is prohibited. Patent pending and/or patent www.assaabloydss.com/patents.

Cabinet Locks

SARGENT
ASSA ABLOY

Specifications: 1655 Series

For Doors	One size for doors 1-1/2" thick and when used with 4 supplied 1/8" spacers can be used on thinner doors down to 1 inch thick
For Stiles	1-1/2" wide minimum
Strike	Universal
Bolt	Steel, 15/16" projection
Cylinder	Brass, 6 pin standard, (cylinder catalog part no. C 1655-1) with different tail piece (part no. 13-1813)
Keying options	2 change keys per lock provided, 5 pin available 10- SARGENT Signature Key System 11- SARGENT XC Key System 21- SARGENT Construction key system (Lost Key)
Case	Non ferrous alloy
Hand	Easily field reversible
Finishes	04, 26D
Applications	Lockers or mailboxes

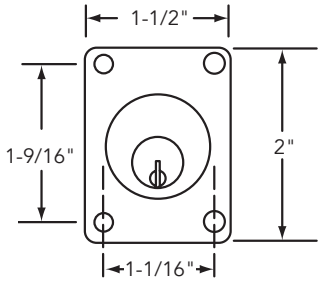

1655MKD - Can be masterkeyed (MKD) and grand masterkeyed in most SARGENT 6 pin systems. Consult factory for details. Cylinder easily removed for rekeying.

Shown with spacers for use on thinner doors

Shown without spacers



C1655-1 cylinder

Please note: Not offered with small or large interchangeable cores

How To Order

Specify	Note	Example
Option	21-	21-
Product	1655	21-1655
Finish	26D	21-1655 x 26D
Keying	AA45	21-1655 x 26D AA45

Copyright © 2007-2026, SARGENT Manufacturing Company. All rights reserved. Reproduction in whole or in part without the express written permission of SARGENT Manufacturing Company is prohibited. Patent pending and/or patent www.assaabloydss.com/patents.

Cabinet Locks

SARGENT
ASSA ABLOY

Specifications: 4142-4143 Cabinet Lock

For Metal Doors	Up to 7/8" thick. Strike by others.
Cylinder	Brass, 6 pin, can be master keyed with most other SARGENT locks
Cam	Bronze, 4142 horizontal in locked position (attached with 2 screws)
Keys	Two 6 pin provided
Cylinder Options	21- SARGENT Construction key system (Lost Key)
Hand	4142 supplied right hand as standard, easily field reversible
Easily field	4142 Horizontal in Locked Position (Cam Rotated) reversible 4143 Vertical in locked position
Finishes	03, 04, 09, 10, 10B, 10BE, 10BL, 20D, 32, 32D, BSP, WSP

4142 Right Hand Shown

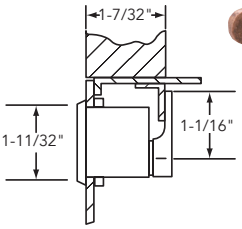

Specifications: KESO 4152 Cabinet Lock for Drawers

For Drawers	Up to 3/4" thick
Cam	Flat Steel Cam (order as 4152) 1/4" Offset Steel Cam (order as 4152-2)
Cylinder	Keso security system only. Can be masterkeyed with all other Keso locks in the system
Mounting Plate	Furnished with screws for mounting to wood or metal drawers. Can be brazed to metal doors.
Field Reversible	Right or left hand
Finishes	03, 04, 09, 10, 10B, 10BL, 20D, 26, 26D, BSP

4152-2 Shown

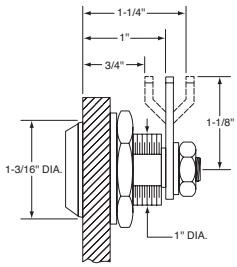

Specifications: KESO F1 4252 Cabinet Lock for Drawers

For Drawers	Up to 3/4" thick
Cam	Flat Steel Cam (order as F1-4252) 1/4" Offset Steel Cam (order as F1-4252-2)
Cylinder	Keso F1 security system only. Can be masterkeyed with all other Keso locks in the system
Mounting Plate	Furnished with screws for mounting to wood or metal drawers Can be brazed to metal doors
Field Reversible	Right or left hand
Finishes	03, 04, 09, 10, 10B, 10BL, 20D, 26, 26D, BSP

How To Order

- Example: 4142 x 32D

How To Order

- Example: 4152 x 26D

Copyright © 2007-2026, SARGENT Manufacturing Company. All rights reserved. Reproduction in whole or in part without the express written permission of SARGENT Manufacturing Company is prohibited. Patent pending and/or patent www.assaabloydss.com/patents.

Cylinder Options by Product Line

SARGENT
ASSA ABLOY

Cylinder Type	Option	Description	8200 & 4870 Dead Bolt	480 Dead Bolt	460 Deadbolt	758 & 858 Padlocks	856 & 857 Padlocks	1655 Locker Lock	4142-4143 Cabinet Locks	4152 & 4252 Cabinet Locks
Conventional Cylinder	Std	SARGENT Conventional Cylinders	Yes	Yes	Yes	Yes	N/A	Yes	Yes	N/A
Degree Key System	DG1-	SARGENT Degree Key System Level 1	Yes	Yes	Yes	Yes	N/A	N/A	N/A	N/A
	DG1-21-	Degree Level 1 Construction Master Keying	Yes	Yes	Yes	Yes	N/A	N/A	N/A	N/A
	DG1-60-	Degree Level 1 Removable Disposable Construction Core	Yes	Yes	N/A	Yes	N/A	N/A	N/A	N/A
	DG1-63-	Degree Level 1 Removable Core	Yes	Yes	N/A	Yes	N/A	N/A	N/A	N/A
	DG1-64-	Degree Level 1 Removable Construction Keyed LFIC	Yes	Yes	N/A	Yes	N/A	N/A	N/A	N/A
	DG1-65-	Degree Level 1 Unassembled/Uncombined Core	Yes	Yes	N/A	Yes	N/A	N/A	N/A	N/A
	DG2-	SARGENT Degree Key System Level 2	Yes	Yes	Yes	Yes	N/A	N/A	N/A	N/A
	DG2-21-	Degree Level 2 Construction Master Keying	Yes	Yes	Yes	Yes	N/A	N/A	N/A	N/A
	DG2-60-	Degree Level 2 Removable Disposable Construction Core	Yes	Yes	N/A	Yes	N/A	N/A	N/A	N/A
	DG2-63-	Degree Level 2 Removable Core	Yes	Yes	N/A	Yes	N/A	N/A	N/A	N/A
	DG2-64-	Degree Level 2 Removable Construction Keyed LFIC	Yes	Yes	N/A	Yes	N/A	N/A	N/A	N/A
	DG2-65-	Degree Level 2 Unassembled/Uncombined Core	Yes	Yes	N/A	Yes	N/A	N/A	N/A	N/A
	DG3-	SARGENT Degree Key System Level 3	Yes	Yes	Yes	Yes	N/A	N/A	N/A	N/A
	DG3-21-	Degree Level 3 Construction Master Keying	Yes	Yes	Yes	Yes	N/A	N/A	N/A	N/A
	DG3-60-	Degree Level 3 Removable Disposable Construction Core	Yes	Yes	N/A	Yes	N/A	N/A	N/A	N/A
	DG3-63-	Degree Level 3 Removable Core	Yes	Yes	N/A	Yes	N/A	N/A	N/A	N/A
	DG3-64-	Degree Level 3 Removable Construction Keyed LFIC	Yes	Yes	N/A	Yes	N/A	N/A	N/A	N/A
Signature Key System	10-	SARGENT Signature Key System (Not Available with other Key Systems)	Yes	Yes	Yes	Yes	N/A	Yes	N/A	N/A
	10-21-	SARGENT Signature Construction Key System (Lost Ball)	Yes	Yes	Yes	Yes	N/A	Yes	N/A	N/A
Signature: Large Format Interchangeable Core (Removable Core)	10-63-	SARGENT Signature LFIC (Removable Core) Cylinder	Yes	Yes	N/A	Yes	N/A	N/A	N/A	N/A
XC- Key System	11-	XC Key System (Not Available with other Key Systems, Unless specified)	Yes	Yes	Yes	Yes	N/A	Yes	N/A	N/A
	11-21-	XC- Construction Key System (Lost Ball)	Yes	Yes	Yes	Yes	N/A	Yes	Yes	N/A
XC- Large Format Interchangeable Core + (Removable Core)	11-60-	Hardware to accept XC- Permanent LFIC (Removable Core), Disposable plastic Core- provided	Yes	Yes	N/A	Yes	N/A	N/A	N/A	N/A
	11-63-	Hardware provided with XC- LFIC (Removable Core) Cylinder - (Includes masterkeying, grand masterkeying)	Yes	Yes	N/A	Yes	N/A	N/A	N/A	N/A
	11-64-	Hardware provided with Keyed construction core to accept XC- LFIC (Removable) Permanent Core (ordered Separately)	Yes	Yes	N/A	Yes	N/A	N/A	N/A	N/A
XC- Small Format Interchangeable Cores+	11-70-7P-	Hardware to accept XC- SFIC (7 pin) XC- Permanent Cores, plastic disposable core provided	Yes	Yes	N/A	N/A	N/A	N/A	N/A	N/A
	11-72-7P-	Hardware to accept XC- SFIC (7 pin Keyed Construction Core provided) cylinder, Permanent core ordered separately	Yes	Yes	N/A	N/A	N/A	N/A	N/A	N/A
	11-73-7P-	Hardware supplied with XC- Small Format 7 pin interchangeable core (Includes masterkeying, grand masterkeying)	Yes	Yes	N/A	N/A	N/A	N/A	N/A	N/A
	11-65-73-7P-	Hardware to accept XC- Uncombinated 7 pin SFIC (Permanent) Core - (Packed Loose)	Yes	Yes	N/A	N/A	N/A	N/A	N/A	N/A
Construction Key Systems	21-	SARGENT Lost Ball Construction Keying for Conventional, XC and Signature Series (N/A with 63-, 73-, 82-, SC- & SE-)	Yes	Yes	Yes	Yes	N/A	Yes	Yes	N/A
Old Style Removable Core	51-	Removable Core Cylinder (Old Style) provided (Existing systems only)	Yes	N/A	N/A	Yes	N/A	N/A	N/A	N/A
	52-	Removable Construction Core (Old Style) Permanent core ordered separately (existing systems only)	Yes	N/A	N/A	Yes	N/A	N/A	N/A	N/A

NOTE: For V-10 Cylinder and information, contact ASSA
NOTE: When tying into existing key systems contact Key Records for compatibility
+ For use in SARGENT hardware ordered to accept XC- option

Copyright © 2007-2026, SARGENT Manufacturing Company. All rights reserved. Reproduction in whole or in part without the express written permission of SARGENT Manufacturing Company is prohibited. Patent pending and/or patent www.assaabloydss.com/patents.

Cylinder Options by Product Line

SARGENT
ASSA ABLOY

Cylinder Type	Option	Description	8200 & 4870 Deadbolt	480 Dead Bolt	460 Deadbolt	758 & 858 Padlocks	856 & 857 Padlocks	1655 Cabinet Lock	4142-4143 Cabinet Locks	4152 Cabinet Lock	4252 Cabinet Lock
Large Format Interchangeable Core (Removable Core)	60-	Hardware to accept Permanent LFIC (Removable Core), Disposable plastic Core provided (Permanent Cores Ordered Separately)	Yes	Yes	N/A	Yes	N/A	N/A	N/A	N/A	N/A
	63-	6 pin LFIC permanent core provided	Yes	Yes	N/A	Yes	N/A	N/A	N/A	N/A	N/A
	64-	Hardware supplied with Keyed LFIC construction core to accept Permanent LFIC Core (ordered Separately)	Yes	Yes	N/A	Yes	N/A	N/A	N/A	N/A	N/A
Small Format Interchangeable Cores	70-	Hardware to accept 6 or 7 Pin SFIC Permanent Cores (ordered separately), plastic disposable core provided	Yes	Yes	N/A	N/A	N/A	N/A	N/A	N/A	N/A
	72-	Hardware to accept 6 or 7 Pin SFIC supplied with Keyed Construction Core. (Permanent Core Ordered separately)	Yes	Yes	N/A	N/A	N/A	N/A	N/A	N/A	N/A
	73-	Hardware supplied with 6 pin SFIC (Includes masterkeying, grand masterkeying)	Yes	Yes	N/A	N/A	N/A	N/A	N/A	N/A	N/A
	65-73-	Hardware provided to accept Uncombinated 6 pin SFIC (Permanent) Core - (Packed Loose for field keying)	Yes	Yes	N/A	N/A	N/A	N/A	N/A	N/A	N/A
	65-73-7P-	Hardware provided to accept Uncombinated 7 pin SFIC (Permanent) Core - (Packed Loose for field keying)	Yes	Yes	N/A	N/A	N/A	N/A	N/A	N/A	N/A
	73-7P-	Hardware supplied with Small Format 7 Pin Interchangeable Core (Includes masterkeying, grand masterkeying)	Yes	Yes	N/A	N/A	N/A	N/A	N/A	N/A	N/A
Keso F1 & Keso	81-	Hardware provided with housings to accept Keso (83) & Keso F1 (F1-83-) removable cores. (Permanent Cores Ordered Separately)	Yes	N/A	N/A	N/A	N/A	N/A	N/A	Std.	N/A
	82-	Hardware provided with standard Keso Security Cylinder	Yes	N/A	N/A	N/A	Std	N/A	N/A	N/A	N/A
	F1-82-	Hardware provided with standard Keso F1 Security Cylinder (Patented)	Yes	N/A	N/A	N/A	Specify F1-	N/A	N/A	Specify F1-	Std.
	83-	Hardware supplied with SARGENT Keso Security Removable Core cylinder	Yes	N/A	N/A	N/A	N/A	N/A	N/A	N/A	N/A
	F1-83-	Hardware supplied with SARGENT Keso F1 Security Removable Core cylinder (Patented)	Yes	N/A	N/A	N/A	N/A	N/A	N/A	N/A	N/A
	84-	Hardware provided with SARGENT Keso Construction Cores (Permanent Removable Cores ordered separately)	Yes	N/A	N/A	N/A	N/A	N/A	N/A	N/A	N/A
Bump Resistant	BR-	Bump Resistant Cylinder (Available with Conventional & Conventional XC Cylinders Only)	Yes	Yes	Yes	Yes	N/A	N/A	N/A	N/A	N/A
Less Cylinder	LC-	Less Cylinder	Yes	Yes	Yes	N/A	N/A	N/A	N/A	N/A	N/A
Schlage Keyways	SC-	Schlage C keyway cylinder, 0 bitted	Yes	Yes	Yes	Yes	N/A	N/A	N/A	N/A	N/A
	SE-	Schlage E keyway cylinder, 0 bitted	Yes	Yes	Yes	Yes	N/A	N/A	N/A	N/A	N/A

NOTE: For V-10 Cylinder and information, contact ASSA
NOTE: When tying into existing key systems contact Key Records for compatibility
+ For use in SARGENT hardware ordered to accept XC- option

Copyright © 2007-2026, SARGENT Manufacturing Company. All rights reserved. Reproduction in whole or in part without the express written permission of SARGENT Manufacturing Company is prohibited. Patent pending and/or patent www.assaabloydss.com/patents.

Finishes

SARGENT #	Description	ANSI/BHMA
03	Polished brass, clear coated	605
04	Satin brass, clear coated	606
09	Polished bronze, clear coated	611
10	Satin bronze, clear coated	612
10B	Oxidized bronze, oil rubbed	613
10BE	oxidized satin bronze, equivalent	613E
10BL	Oxidized satin, bronze, clear coated	613L
14	Polished nickel, clear coated	618
15	Satin nickel, clear coated	619
20D	Statuary dark bronze, clear coated	624
26	Polished chrome	625
26D	Satin chrome	626
32	Polished stainless steel	629
32D	Satin stainless steel	630
BSP	Black Suede Powder Coat	BSP
WSP	White Suede Powder Coat	WSP

Copyright © 2007-2026, SARGENT Manufacturing Company. All rights reserved. Reproduction in whole or in part without the express written permission of SARGENT Manufacturing Company is prohibited. Patent pending and/or patent www.assaabloydss.com/patents.

The ASSA ABLOY Group is the global leader in access solutions. Every day, we help billions of people experience a more open world.

ASSA ABLOY Opening Solutions leads the development within door openings and products for access solutions in homes, businesses and institutions. Our offering includes doors, frames, door and window hardware, mechanical and smart locks, access control and service.

SARGENT Manufacturing Company
100 Sargent Drive
New Haven, CT 06511 USA
800-727-5477
www.sargentlock.com

Founded in the early 1800s, SARGENT® is a market leader in locksets, cylinders, door closers, exit devices, electro-mechanical products and access control systems for new construction, renovation, and replacement applications. The company's customer base includes commercial construction, institutional, and industrial markets.

Copyright © 2007-2026, SARGENT Manufacturing Company. All rights reserved. Reproduction in whole or in part without the express written permission of SARGENT Manufacturing Company is prohibited. Patent pending and/or patent www.assaabloydss.com/patents.

90129 03/26